# 2-5229913-1 ✔ ACTIVE

CHAMP | CHAMP Docking Connectors

TE Internal #: 2-5229913-1

50 Position D-Shaped Connector, Receptacle, Cable-to-Board / Cable-to-Cable, Cable Mount (Free-Hanging), CHAMP Docking Connectors

View on TE.com >

Connectors > D-Shaped Connectors > IDC D-Sub: Receptacle Kit, Signal, 50, 2.16 mm



Number of Positions: **50**

Connector & Housing Type: **Receptacle**

Connector System: **Cable-to-Board, Cable-to-Cable**

Connector Mounting Type: **Cable Mount (Free-Hanging)**

Centerline (Pitch): **2.16 mm [ .085 in ]**

All IDC D-Sub: Receptacle Kit, Signal, 50, 2.16 mm (8)

## Features

### Product Type Features

| | |
|---|---|
| Connector & Housing Type | Receptacle |
| Connector System | Cable-to-Board, Cable-to-Cable |
| Connector Product Type | Connector Kit |
| Connector & Contact Terminates To | Wire & Cable |

### Configuration Features

| | |
|---|---|
| Number of Positions | 50 |
| Number of Rows | 2 |
| Compatible With Wire & Cable Type | Discrete Wire, Round Jacketed Cable |

### Body Features

| | |
|---|---|
| Connector Profile | Standard |

### Contact Features

| | |
|---|---|
| Contact Underplating Material | Palladium Nickel |
| Contact Mating Area Plating Material | Gold or Gold Flash |
| Contact Base Material | Copper Alloy |
| Contact Mating Area Plating Material Thickness | .76 µm[30 µin] |
| Contact Current Rating (Max) | .5 A, 1 A |
| Contact Options | Supplied – Uninstalled |

## Termination Features

| | |
|---|---|
| Termination Method to Wire & Cable | Insulation Displacement (IDC) |

## Mechanical Attachment

| | |
|---|---|
| Mating Retention | With |
| Mating Retention Type | Screwlocks |
| Thread Size | 4-40 |
| Connector Mounting Type | Cable Mount (Free-Hanging) |

## Housing Features

| | |
|---|---|
| Housing Material | Polyphenylene Oxide |
| Centerline (Pitch) | 2.16 mm[.085 in] |

## Dimensions

| | |
|---|---|
| Accepts Cable Insulation Diameter Range | 10.8 – 12.7 mm[.425 – .5 in] |
| Solid Wire Size | 26 – 24 AWG |
| Accepts Cable Diameter (Max) | 12.7 mm[.5 in] |
| Compatible Insulation Diameter (Max) | 1.14 mm[.045 in] |
| Stranded Wire Size | .33 $mm^2$ |
| Wire Size | 26 – 24 AWG |

## Usage Conditions

| | |
|---|---|
| Operating Temperature Range | -40 – 75 °C[-40 – 167 °F] |

## Operation/Application

| | |
|---|---|
| Shielded | Yes |
| Circuit Application | Signal |

## Packaging Features

| | |
|---|---|
| Packaging Method | Bag |
| Packaging Quantity | 1 |

# Product Compliance

For compliance documentation, visit the product page on TE.com>

| | |
|---|---|
| EU RoHS Directive 2011/65/EU | Compliant |
| EU ELV Directive 2000/53/EC | Compliant |
| China RoHS 2 Directive MIIT Order No 32, 2016 | No Restricted Materials Above Threshold |

| | |
|---|---|
| EU REACH Regulation (EC) No. 1907/2006 | Current ECHA Candidate List: JUNE 2025 (250)<br>Candidate List Declared Against: JAN 2025 (247)<br>SVHC > Threshold:<br>Triphenyl phosphate (TPP) (1.5% in 20567588257)<br>**Article Safe Usage Statements:**<br>Wash thoroughly after handling. Do not handle until all safety precautions have been read and understood. Recycle if possible and dispose of the article by following all applicable governmental regulations relevant to your geographic location. |
| Halogen Content | Not Low Halogen - contains Br or Cl > 900 ppm. |
| Solder Process Capability | Not applicable for solder process capability |

Product Compliance Disclaimer

This information is provided based on reasonable inquiry of our suppliers and represents our current actual knowledge based on the information they provided. This information is subject to change. The part numbers that TE has identified as EU RoHS compliant have a maximum concentration of 0.1% by weight in homogenous materials for lead, hexavalent chromium, mercury, PBB, PBDE, DBP, BBP, DEHP, DIBP, and 0.01% for cadmium, or qualify for an exemption to these limits as defined in the Annexes of Directive 2011/65/EU (RoHS2). Finished electrical and electronic equipment products will be CE marked as required by Directive 2011/65/EU. Components may not be CE marked. Additionally, the part numbers that TE has identified as EU ELV compliant have a maximum concentration of 0.1% by weight in homogenous materials for lead, hexavalent chromium, and mercury, and 0.01% for cadmium, or qualify for an exemption to these limits as defined in the Annexes of Directive 2000/53/EC (ELV). Regarding the REACH Regulation, the information TE provides on SVHC in articles for this part number is based on the latest European Chemicals Agency (ECHA) 'Guidance on requirements for substances in articles' posted at this URL: https://echa.europa.eu/guidance-documents/guidance-on-reach

## Compatible Parts



TE Part # 229974-1
ASSY, PLUG, 50 POS, B SLOT

## Also in the Series | CHAMP Docking Connectors



Connector Caps & Covers(27)



Connector Hardware(26)



Connector Strain Relief(2)



Docking Connectors(19)



IDC D-Sub Connectors(41)



Panel Mount D-Sub Connectors(5)

## Customers Also Bought



TE Part #36150
PIDG R 22-16 COMM 22-18 MIL 6

## Documents

### CAD Files

Customer View Model

ENG_CVM_CVM_2-5229913-1_O.2d_dxf.zip

English

3D PDF

3D

Customer View Model

ENG_CVM_CVM_2-5229913-1_O.3d_igs.zip

English

Customer View Model

ENG_CVM_CVM_2-5229913-1_O.3d_stp.zip

English

By downloading the CAD file I accept and agree to the Terms and Conditions of use.