DIELECTRIC LABORATORIES
a Knowles Precision Devices brand

knowles PRECISION DEVICES

4.5GHz Surface Mount Bandpass Filter

B042RC3S

www.knowlescapacitors.com

DESCRIPTION

DLI's surface mount catalog bandpass filters utilize DLI's low loss temperature stable materials which offer small size and minimal performance variation over temperature. The catalog BPF's are offered in a variety of frequency bands, which offers a drop in solution with highly repeatable performance.

FEATURES

- Small Size
- Solder Surface Mount Package
- Moisture Sensitivity Level: MSL1
- Frequency Stable over Temperature
- Operating & Storage Temp: -55˚C to +125˚C
- Characteristic Impedance: 50Ω

Packaging and Ordering information:

To request Tape and Reel packaging, please order part number B042RC3S-T.

Certified System ISO 9001 QMI-SAI Global

Certified System AS 9100 QMI-SAI Global

RoHS 2015/863/EU Exemption-7a

SPECIFICATIONS*

Parameter	Frequency Range (GHz)	Min	Typ.	Max
Insertion Loss (dB)	3.3 - 5.7	-	2.0	4.5
Return Loss (dB)		10.0	20.0	-
Low Side Rejection (dB)	DC - 2.7	70.0	80.0	-
High Side Rejection (dB)	6.3 - 11.0	60.0	70.0	-
CW Input Power (W)**				10
θ_{JC} $\left(\frac{°C}{W}\right)$	7.5			
Size (L x W x H)	0.900 x 0.320 x 0.158 in 22.86 x 8.13 x 4.01 mm			

*Electrical specifications based on typical mounted performance at room temperature. Insertion loss shall vary ±0.5dB over temperature.

** Power rating assumes the component will be mounted to a PCB with good thermally conducting ground vias as outlined in the recommended PCB layout that are connected to an adequate heat sink. Max power is based on 125°C base temperature.

Information in this document is for informational and guideline purposes only. All information regarding the Product described in this datasheet is subject to change from time to time at Knowles Precision Devices' sole discretion. It is the customer's sole responsibility to evaluate the suitability of the Product in the customer's particular application. Knowles Precision Devices assumes no responsibility or liability for the use of the information contained within.

2777 Route 20 East, Cazenovia, NY 13035| Ph.: (315)655-8710

To Order Contact KCCSales@knowles.com | For Technical Inquiries Contact DLIengineering@knowles.com

Typical Measured Performance

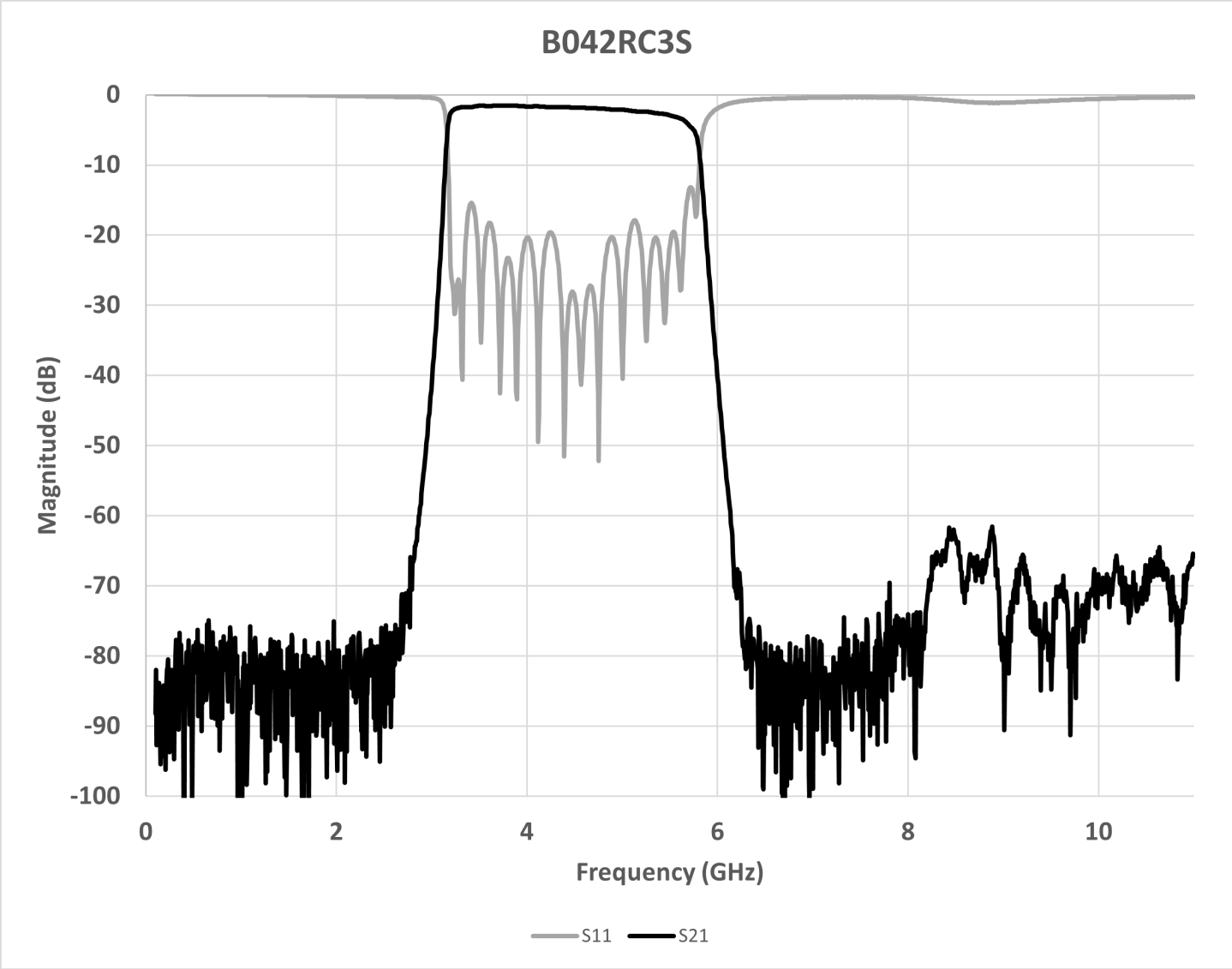

*Typical de-embedded measured performance mounted on a connectorized test fixture. DEB is

DIELECTRIC LABORATORIES
a Knowles Precision Devices brand

knowles PRECISION DEVICES

4.5GHz Surface Mount Bandpass Filter

B042RC3S

www.knowlescapacitors.com

Physical Dimensions

Units = inches

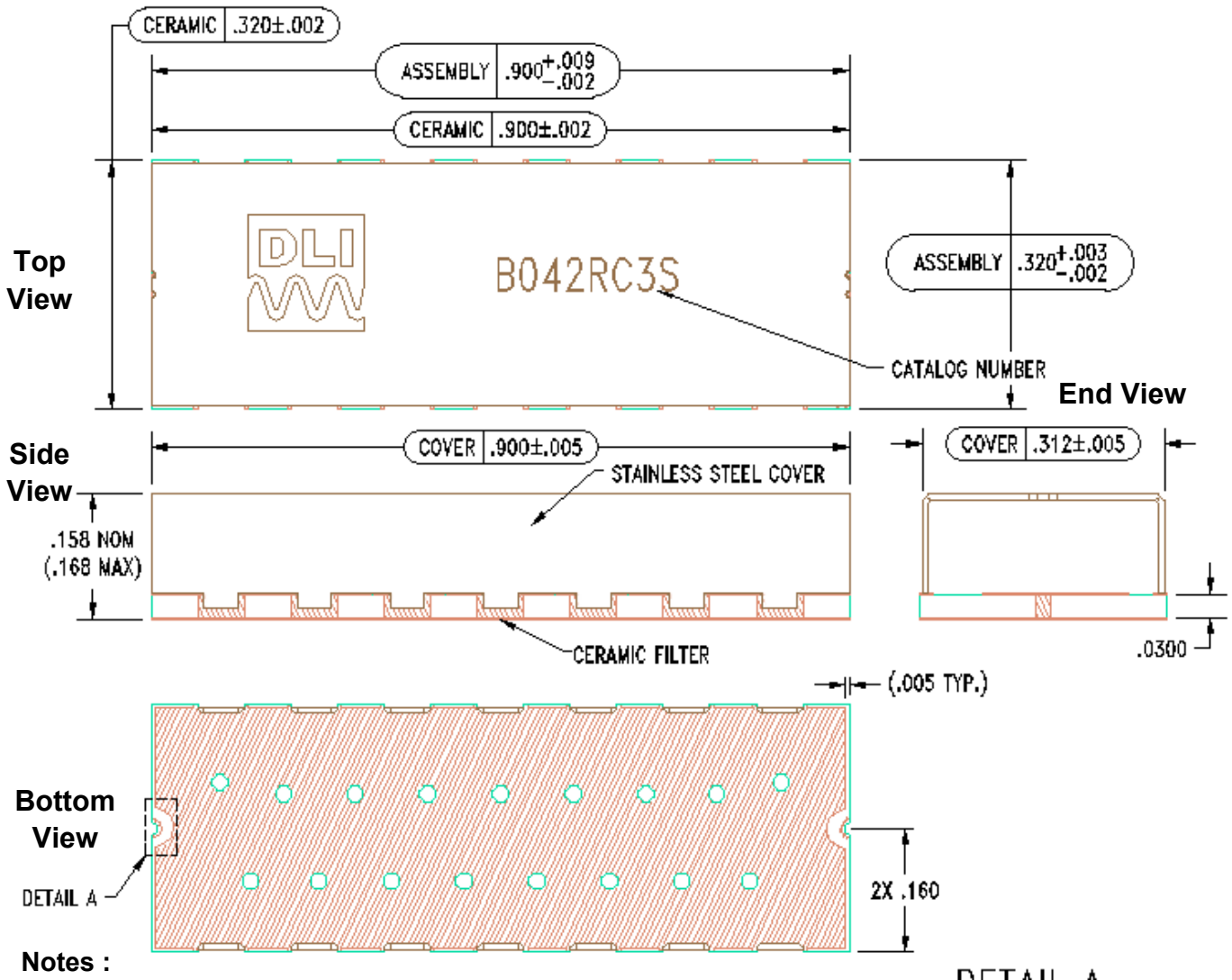

Notes :

1. Termination Finish:

   ENIG: 3 - 6 µinch Au over 50 µinch Ni

2. Maximum Assembly Process Temperature: 250°C

Tolerances:

For values with 3 decimal places ±0.001

For values with 4 decimal places ±0.0005

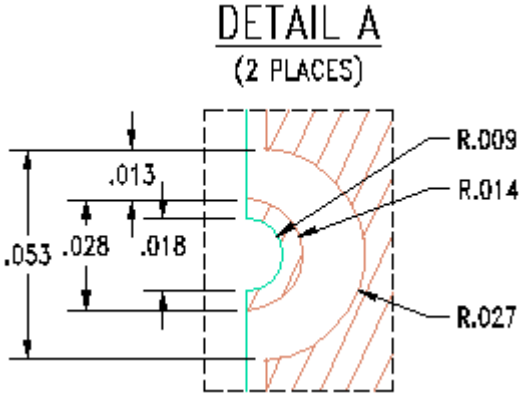

2777 Route 20 East, Cazenovia, NY 13035| Ph.: (315)655-8710

To Order Contact KCCSales@knowles.com | For Technical Inquiries Contact DLIengineering@knowles.com

Units = mils

Recommended PCB Layout

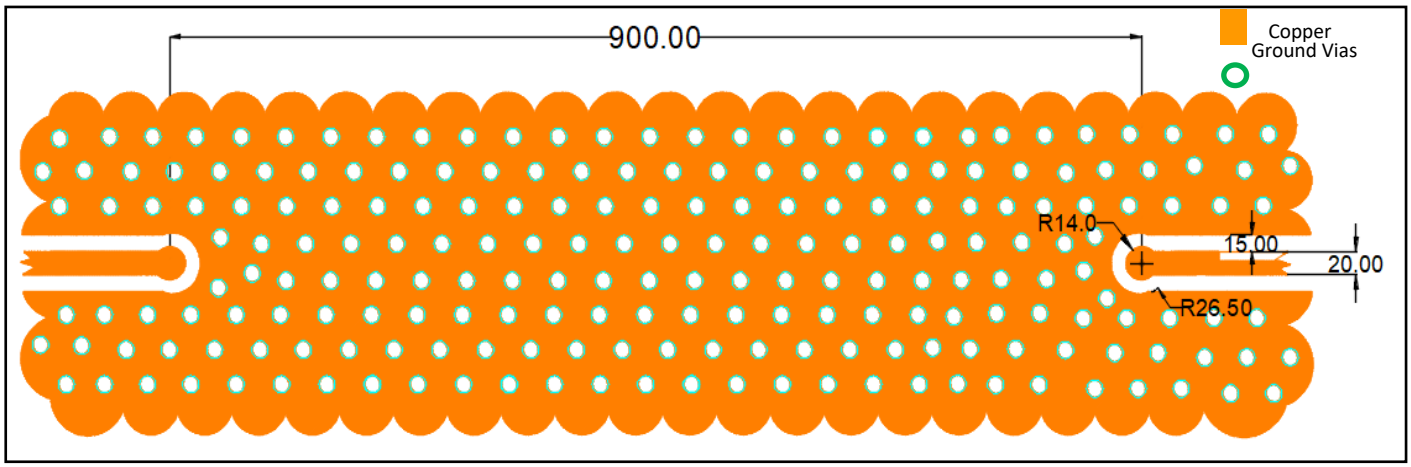

PCB RECOMMENDED STACKUP

Filter is matched to RF layer stackup seen below
Dimensions are specified below in inches (not to scale)

Board material	:	RO4350b
Board material design dk	:	3.66
CPWG	:	20mil trace width, 15mil gaps

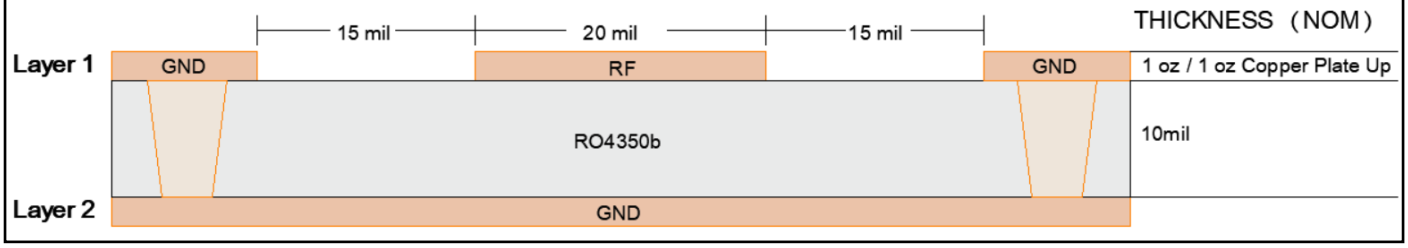

Note:

- 50Ω trace dimensions are application specific.
- 50Ω trace dimensions are designed for 10mil thick R04350B Rogers Board .
- Ensure adequate grounding beneath the part.

For further details and best practices, reference the **Microwave Products Guide,** available at: https://www.knowlescapacitors.com/Support/Catalogs