| GlobTek, Inc.<br>www.globtek.com<br>186 Veterans Drive,<br>Northvale, NJ 07647<br>Tel. (201) 784-1000<br>Fax (201) 784-0111 | Drawing Title: EMI Mitigation kit for Power supplies and cable assemblies | |
|---|---|---|
| | Model No. Low voltage cable | |
| | Part No./Ordering No. EMI-MITIGATION-KIT2 | Rev A1 |

In Addition to GlobTek Inc.'s renewed ISO9001:2008 - Quality Management System Certification, GlobTek Inc. is now certified to:

ISO13485:2003 - Medical Devices Quality Management System Certification
ISO14001:2004 - Environmental Management System Certification

ISO Certificates are available online at http://www.globtek.com/iso-certificates/

The acceptance of this specification and use of the product described in this document indicates the acceptance and binding of the customer to Globtek TERMS AND CONDITIONS (attached to the end of this document), which supersede all other agreements, terms, and conditions ( http://www.globtek.com/terms-and-conditions/).
Prop 65 Statement:https://www.globtek.com/prop-65-statement.pdf

Footnote:

GlobTek Inc. will not be liable for the safety and performance of these power supplies if unauthorized access and repair occurs. End user should consult applicable UL, CSA or EN standards for proper installation instruction.

Limitation of Use:

GlobTek products are intended for use with commercial, medical, and/or industrial equipment only. GlobTek product are not authorized for use as mission critical components in life support hazardous environment, nuclear or aircraft applications without prior written approval from the CEO of GlobTek Inc.
Contents of this document are subject to change without prior notice.

Customer Approval of Specification:

Please approve, sign and send back to GlobTek so we can complete order processing.
A delay in receipt of this form will delay delivery schedule.

| | |
|---|---|
| Company Name: | Customer P/N: |
| Quote Number: | Date: |
| Authorized Representative Name: | Authorized Representative Signature: |

PROPRIETARY INFORMATION
PROPRIETARY OF GLOBTEK, INC. ANY REPRODUCTION, DISCLOSURE OR USE OF THIS DRAWING, IN WHOLE OR IN PART, IS HEREBY PROHIBITED EXCEPT AS SPECIFIED IN WRITING BY GLOBTEK, INC. © GlobTek, Inc. 2025 - 2026
guest /10/22/2026 11:38:49 PM CLONED FROM EMI-MITIGATION-KIT1

GlobTek, Inc.
www.globtek.com
186 Veterans Drive,
Northvale, NJ 07647
Tel. (201) 784-1000
Fax (201) 784-0111

| | |
|---|---|
| Drawing Title: EMI Mitigation kit for Power supplies and cable assemblies | |
| Model No. Low voltage cable | |
| Part No./Ordering No. EMI-MITIGATION-KIT2 | Rev A1 |

# REVISION HISTORY

| REV | DESCRIPTION | SUB | DATE | APPROVED |
|---|---|---|---|---|
| A1 | Add the content of gift box label | QA | 07/27/2026 | QA |
| A | | QA | 03/27/2025 | QA |

AGENCY ONLINE DOCUMENTS

| | |
|---|---|
| RoHS/RoHS3 Declaration | https://www.globtek.com/dcs/SPJ8VNR/_XrfY9n3oCfTHzVCDdyb8g |
| REACH Declaration | https://www.globtek.com/r2/eM2co8 |
| Conflict Minerals Declaration | https://www.globtek.com/r2/SNw6P3 |
| Prop 65 Statement | https://www.globtek.com/r2/VMPRnr |

IPXY rating is based on 3rd party testing and customers should check suitability and test system level IPXY rating before ordering.

## Ferrite kit including:

| | ITEM PN | NAME | GlobTek DESCRIPTION (TYPE: A*B*C) | QTY | UNIT |
|---|---|---|---|---|---|
| 1 | 311-00000001(R) | FERRITE CORE | FERRITE CORE FOR MOLDING TYPE: 14.2*28.5*8.2 | 1 | PCS |
| 2 | 311-00000005(R) | FERRITE CORE | FERRITE CORE FOR MOLDING TYPE: 14.2*28.5*10.0 | 1 | PCS |
| 3 | 311-00000031(R) | FERRITE CORE | FERRITE CORE FOR MOLDING TYPE: 17.5*28.5*12.5 | 1 | PCS |
| 4 | 311-00000038(R) | FERRITE CORE | FERRITE CORE FOR MOLDING TYPE: 26.0*28.5*16.0 | 1 | PCS |

## Equivalent Ferrite for Molding:

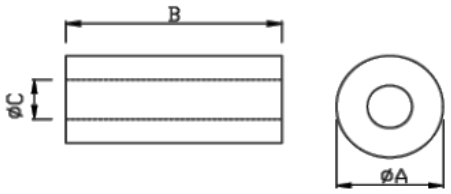


## Packing:

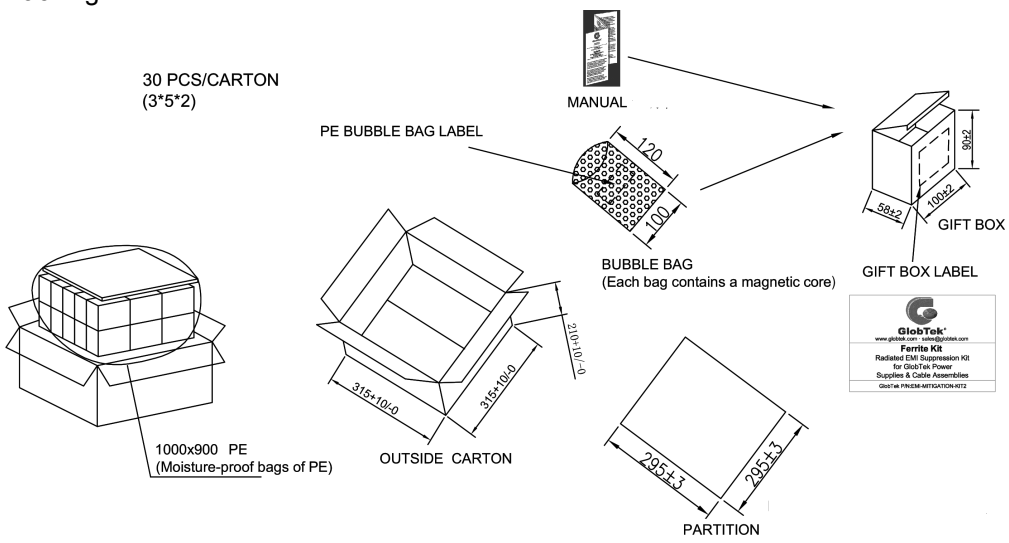


PROPRIETARY INFORMATION
PROPRIETARY OF GLOBTEK, INC. ANY REPRODUCTION, DISCLOSURE OR USE OF THIS DRAWING, IN WHOLE OR IN PART, IS HEREBY PROHIBITED EXCEPT AS SPECIFIED IN WRITING BY GLOBTEK, INC. © GlobTek, Inc. 2025 - 2026
guest /10/22/2026 11:38:49 PM CLONED FROM EMI-MITIGATION-KIT1

Printing requirements

Tolerance： +0/-0.2mm
Size： A5(148 X 210mm)，The folded size is 148 X 70mm
Material：: Paper(carbon )
Color： White background with black font+red line+Logo is colorful
（Black text on white background + red curve +logo for color）
Printing method： Front and back( Positive and negative )
Note： The blue dashed line is just the dividing line
(The blue dotted line is only the dividing line
between the positive and negative parts)




front




reverse side

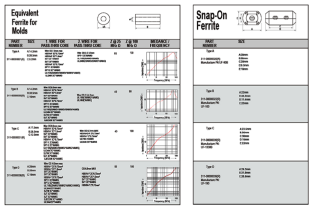




PROPRIETARY OF GLOBTEK, INC. ANY REPRODUCTION, DISCLOSURE OR USE OF THIS DRAWING, IN WHOLE OR IN PART, IS HEREBY PROHIBITED EXCEPT AS SPECIFIED IN WRITING BY GLOBTEK, INC. © GlobTek, Inc. 2025 - 2026
guest /10/22/2026 11:38:49 PM CLONED FROM EMI-MITIGATION-KIT1

GlobTek®

www.globtek.com
sales@globtek.com

User Manual
GlobTek P/N: EMI-MITIGATION-KIT2

## Ferrite Kit

Radiated EMI Suppression Kit
for GlobTek Power
Supplies & Cable Assemblies

Established in 1984, GlobTek is a world-class manufacturer of switching power supplies, chargers, cables, power cords, and batteries. Headquartered in the US, we operate our own manufacturing, sales, service, and technical operations in North America, Europe, and China.

We serve a global, diverse customer base who represent the top tier of their respective industries: medical, IT, industrial, and others. Our products are certified by most globally recognized regulatory and safety agencies including UL, ETL, Semko, TUV, and CCC.

GlobTek supports its commitment to excellence by operating its own world-class, vertically integrated manufacturing operations, and by investing in a truly global quality, technical, and customer support infrastructure.

- ***Tackling system-related radiated EMI issues sometimes requires use of external ferrites.***
- ***Improve EMI performance with GlobTek's snap-on ferrite kit***
- ***For custom production orders, GlobTek can replace the selected snap-on ferrite with an equivalent overmolded version.***

The purpose of this kit is to facilitate the optimization of radiated emissions of an end use system coupled with a GlobTek power supply by adding ferrites to the output cord.

Within the field of EMC, the phrase *radiated emissions* refers to the unintentional release of electromagnetic energy from an electronic device or apparatus. Any electronic device may generate electromagnetic fields that unintentionally propagate away from the device's structure.

While all GlobTek power supplies meet all national and global EMI standards when connected to a resistive load, when coupled with certain systems the combination will create unintentional high levels of Radiated EMI which may exceed a system designer's margin requirements or even exceed national and global limits for Radiated EMI.

By utilizing this GlobTek kit, the system designer is able to select standard low-cost GlobTek materials rather than high cost name-brand alternatives. Please note that GlobTek can also provide power supplies or cable assemblies with any brand of ferrite per customer request should that be preferred.

It is recommended that the system designer keep this kit in hand when performing system level compliance. In the event that test results exceed expectations, a ferrite may be selected from the kit and applied to the output cord for trial and error testing until the desired results are achieved.

One or more ferrites may be added to the cable in any location provided it is at least 50mm from either the molded strain relief or the molded connector. It is suggested to match the ferrite whose impedance is maximum at or near the frequency of concern in the system level testing.

***Please use the smallest possible inner diameter ferrite which fits on the unit under test.***

Typically placing the ferrite 50mm from the power supply body is an optimal location and should be the first approach. If that doesn't provide enough margin try a second pass of the wire through the ferrite, move the location to 50mm near the connector, or add a second ferrite on the cable on the opposite side of the first location. Add turns to each ferrite as much as possible until the optimal margin is achieved. If these techniques do not yield the necessary results, the same techniques may be used on the input cord, with or without additional ferrites on the output cable. A shielded input cord would also provide additional margins.

Each ferrite is marked with a letter which correlates to a line of the specifications in this document. Each snap-on ferrite is equivalent a type which GlobTek overmolds onto cables on a regular basis.

Once optimal results are achieved, please contact GlobTek's sales department and inform them of the ferrite used and its location for this configuration to be specified and offered for production using either a snap-on or molded ferrite solution.

GlobTek can offer power supplies and cable assemblies with these ferrites upon request.

Please contact GlobTek for additional EMI mitigating support. Please have any and all test plots and results available for transmittal to GlobTek as it will be necessary for advanced level support.

## Equivalent Ferrite for Molds

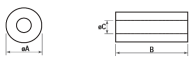


| PART NUMBER | SIZE | 1. WIRE FOR PASS-THRU CORE | 2. WIRE FOR PASS-THRU CORE | Z @ 25 MHz Ω | Z @ 100 MHz Ω | IMEDANCE / FREQUENCY |
|---|---|---|---|---|---|---|
| Type A<br>311-00000001(R) | A:14.2mm<br>B:28.5mm<br>C:8.2mm | Wire OD 7.0mm max<br>H05VV-F 3C*0.75mm²<br>H05VV-F 2C*1.0mm²<br>SVT 2C*18AWG<br>SVT 3C*18AWG<br>H05VV-F 3C*0.75mm²<br>SPT-1 2C*18AWG<br>SPT-2 2C*18AWG<br>UL1185(20AWG/18AWG/16AWG/14AWG)<br>UL2464 2C*18AWG | Wire OD 2.5-3.5mm<br>SPT-1 2C*18AWG<br>UL1185(20AWG/18AWG)<br>UL2468(22AWG/28AWG/18AWG) | 65 | 130 | 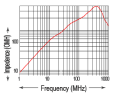 |
| Type B<br>311-00000005(R) | A:14.2mm<br>B:28.5mm<br>C:10mm | Wire OD 8.0mm max<br>H05VV-F 2C*0.75mm²<br>H05VV-F 2C*1.0mm²<br>SVT 2C*18AWG<br>SVT 3C*18AWG<br>H05VV-F 3C*0.75mm²<br>SPT-1 2C*18AWG<br>SPT-2 2C*18AWG<br>UL1185(20AWG/18AWG/16AWG/14AWG)<br>UL2464 2C*18AWG<br>SJTW 2C*18AWG<br>SJT 3C*18AWG<br>SJEOOW 2C*14AWG | Wire OD 3.5-4.9mm<br>UL1185(18AWG/16AWG)<br>UL2468(18AWG) | 40 | 90 | 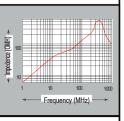 |
| Type C<br>311-00000031(R) | A:17.5mm<br>B:28.5mm<br>C:12.5mm | Wire OD 8.0mm max<br>H05VV-F 2C*0.75mm²<br>H05VV-F 2C*1.0mm²<br>SVT 2C*18AWG<br>SVT 3C*18AWG<br>H05VV-F 3C*0.75mm²<br>SPT-1 2C18AWG<br>SPT-2 2C*18AWG<br>UL1185(20AWG/18AWG/16AWG/14AWG)<br>UL2464 2C*18AWG<br>SJTW 2C*18AWG<br>SJT 3C*18AWG<br>SJEOOW 2C*14AWG | Wire OD 5.7mm MAX<br>H03VVH2-F 2*0.75mm²<br>H03VV-F 2*0.75mm²<br>UL1185 14AWG<br>UL2464 2C*18AWG | 40 | 100 | 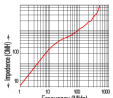 |
| Type D<br>311-00000038(R) | A:26mm<br>B:28mm<br>C:16mm | Wire OD 14.0mm max<br>H05VV-F 2C*0.75mm²<br>H05VV-F 2C*1.0mm²<br>SVT 2C*18AWG<br>SVT 3C*18AWG<br>H05VV-F 3C*0.75mm²<br>SPT-1 2C18AWG<br>SPT-2 2C*18AWG<br>UL1185(20AWG/18AWG/16AWG/14AWG)<br>UL2464 2C*18AWG<br>SJTW 2C*18AWG<br>SJT 3C*18AWG<br>SJT 3C*16AWG<br>SJEOOW 2C*14AWG<br>UL2464 2C*14AWG | OD 6.8mm MAX<br>H05VV-F 2C*0.75mm²<br>H05VV-F 2C*1.0mm²<br>SVT 3C*18AWG<br>SVT 3C*18AWG<br>H05RN-F 2*0.75mm² | 55 | 100 | 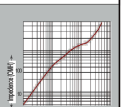 |

## Snap-On Ferrite

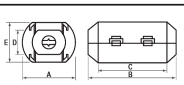


| PART NUMBER | SIZE |
|---|---|
| Type A<br>311-00000020(R)<br>Manufacture PN:UF-90B | A:20mm<br>B:35mm<br>C:28mm<br>D:9.5mm<br>E:16mm |
| Type B<br>311-00000022(R)<br>Manufacture PN:<br>UF-100 | A:22mm<br>B:32.5mm<br>D:11.4mm<br>E:23mm |
| Type C<br>311-00000036(R)<br>Manufacture PN:<br>UF-1330B | A:23.5mm<br>B:36mm<br>C:30mm<br>D:16mm<br>E:22mm |
| Type D<br>311-00000039(R)<br>Manufacture PN:<br>UF-190 | A:29.3mm<br>B:31.8mm<br>E:28.6mm |


PROPRIETARY INFORMATION
PROPRIETARY OF GLOBTEK, INC. ANY REPRODUCTION, DISCLOSURE OR USE OF THIS DRAWING, IN WHOLE OR IN PART, IS HEREBY PROHIBITED EXCEPT AS SPECIFIED IN WRITING BY GLOBTEK, INC. © GlobTek, Inc. 2025 - 2026
guest /10/22/2026 11:38:49 PM CLONED FROM EMI-MITIGATION-KIT1

GlobTek, Inc.
www.globtek.com
186 Veterans Drive,
Northvale, NJ 07647
Tel. (201) 784-1000
Fax (201) 784-0111

| | |
|---|---|
| Drawing Title: EMI Mitigation kit for Power supplies and cable assemblies | |
| Model No. Low voltage cable | |
| Part No./Ordering No. EMI-MITIGATION-KIT2 | Rev A1 |

## PACKAGING

| | |
|---|---|
| Packing Spec P/N: | |
| Box Qty: | 30 |
| Gift Box Size (mm): | 100*90*58 |
| Gift Box Color: | White |
| Master Carton Size (mm): | 315 x 315 x 210 |
| Master Carton Cubic Volume ($m^3$): | 0.02 |
| Master GW (Kg): | kg |
| wt Ea. (Kg): | kg |
| wt Ea. (Kg): | kg |
| LABEL SPECS: , | |
| PACK SPEC: | |

PROPRIETARY INFORMATION
PROPRIETARY OF GLOBTEK, INC. ANY REPRODUCTION, DISCLOSURE OR USE OF THIS DRAWING, IN WHOLE OR IN PART, IS HEREBY PROHIBITED EXCEPT AS SPECIFIED IN WRITING BY GLOBTEK, INC. © GlobTek, Inc. 2025 - 2026
guest /10/22/2026 11:38:49 PM CLONED FROM EMI-MITIGATION-KIT1