1-925553-0 ✔ ACTIVE

TE Internal #: 1-925553-0

Pin Terminal, 3.2 mm [.126 in] Pin Diameter, 17 – 13 AWG, 1 – 2.5 mm² Wire, 2048 – 5178 CMA, 10.9 mm [.43 in] Length, Open Barrel, Pre-Tin Plating

View on TE.com >

Terminals & Splices > Crimp Wire Pins, Tabs & Ferrules






Crimp Wire Terminal Type: **Pin Terminal**

Mating Pin Diameter: **3.2 mm [.126 in]**

Compatible Insulation Diameter Range: **2.5 – 3.8 mm, 3.8 mm [.1 – .15 in, .15 in]**

Wire Size: **1 – 2.5 mm²**

Features

Product Type Features

Compatible With Discrete Wire Type	Solid, Stranded
Wire Insulation Support Retention Type	Insulation Support

Configuration Features

Compatible With Wire & Cable Type	Discrete Wire

Contact Features

Crimp Wire Terminal Type	Pin Terminal
Mating Pin Diameter	3.2 mm[.126 in]
Barrel Type	Open
Terminal Plating Material	Pre-Tin
Terminal Orientation	Straight

Mechanical Attachment

Wire Insulation Support	With

Dimensions

Compatible Insulation Diameter Range	2.5 – 3.8 mm, 3.8 mm[.1 – .15 in][.15 in]
Wire Size	2048 – 5178 CMA

Barrel Inside Diameter	2.24 mm, 3.2 mm[.088 in][.126 in]
Terminal Material Thickness	.32 mm[.013 in]
Overall Product Length	10.9 mm[.43 in]

Usage Conditions

Insulation Option	Uninsulated

Packaging Features

Packaging Quantity	14000
Packaging Method	Carton

Product Compliance

For compliance documentation, visit the product page on TE.com>

EU RoHS Directive 2011/65/EU	Compliant
EU ELV Directive 2000/53/EC	Compliant
China RoHS 2 Directive MIIT Order No 32, 2016	有害物质含量符合标准要求 No Restricted Substance(s) Above Threshold
EU REACH Regulation (EC) No. 1907/2006	Current ECHA Candidate List: JUNE 2025 (250) Candidate List Declared Against: JUNE 2025 (250) Does not contain REACH SVHC
Halogen Content	Low Halogen - Br, Cl, F < 900 ppm per homogenous material. Also BFR/CFR/PVC Free
Solder Process Capability	Not applicable for solder process capability

Product Compliance Disclaimer

This information is provided based on reasonable inquiry of our suppliers and represents our current actual knowledge based on the information they provided. This information is subject to change. The part numbers that TE has identified as EU RoHS compliant have a maximum concentration of 0.1% by weight in homogenous materials for lead, hexavalent chromium, mercury, PBB, PBDE, DBP, BBP, DEHP, DIBP, and 0.01% for cadmium, or qualify for an exemption to these limits as defined in the Annexes of Directive 2011/65/EU (RoHS2). Finished electrical and electronic equipment products will be CE marked as required by Directive 2011/65/EU. Components may not be CE marked. Additionally, the part numbers that TE has identified as EU ELV compliant have a maximum concentration of 0.1% by weight in homogenous materials for lead, hexavalent chromium, and mercury, and 0.01% for cadmium, or qualify for an exemption to these limits as defined in the Annexes of Directive 2000/53/EC (ELV). Regarding the REACH Regulation, the information TE provides on SVHC in articles for this part number is based on the latest European Chemicals Agency (ECHA) 'Guidance on requirements for substances in articles' posted at this URL: https://echa.europa.eu/guidance-documents/guidance-on-reach

Compatible Parts



TE Part # 2150226-2
OCEAN-2.0-APPLICATOR-E-120F155F-REA



TE Part # 2150226-1
OCEAN-2.0-APPLICATOR-E-120F155F-REM



TE Part # 1-925552-0
AM WIRE PIN 20-17 AWG .0126 PTPPB



TE Part # 7-2150226-7
OCEAN_2.0_SPARE_PART_KIT-120F155F



TE Part # 926867-2
AM WIRE PIN 13-10 .013 PTPB

Customers Also Bought



TE Part #CAT-Z62-W1-DP
PVC Wiring Duct: 2 meters, Gray Color, Flame-Retardant

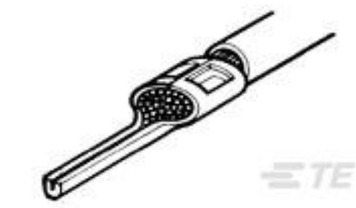

TE Part #165045
SOLIS 16-14 WIRE PIN, SHORT



TE Part #320570
SPLICE BUTT PIDG 12-10



TE Part #341001-7
PL 250 REC TERMINAL 13-11 PTPPB LP



TE Part #2-746610-0
50 DIP PLUG, 100CL, LEAD FREE



TE Part #928901-4
PL 250 REC TERMINAL 17-13 TPPB LP



TE Part #5-1879071-6
THS50 4K7 5%



TE Part #1-180984-0
FASTON 250 FLAG BOOT NYLON NAT

TE Part #2-1768407-6
LBG-U-03024/EET

Documents

Product Drawings

AM WIRE PIN 22-18 0.32MM BR

English

CAD Files

3D PDF

3D

Customer View Model

ENG_CVM_CVM_1-925553-0_S.2d_dxf.zip

English

Customer View Model

ENG_CVM_CVM_1-925553-0_S.3d_igs.zip

English

Customer View Model

ENG_CVM_CVM_1-925553-0_S.3d_stp.zip

English

By downloading the CAD file I accept and agree to the **Terms and Conditions** of use.

Product Specifications

Application Specification

English