DATE	REV	ECN	APP'D. BY
03/14/18	A0	Released	TM

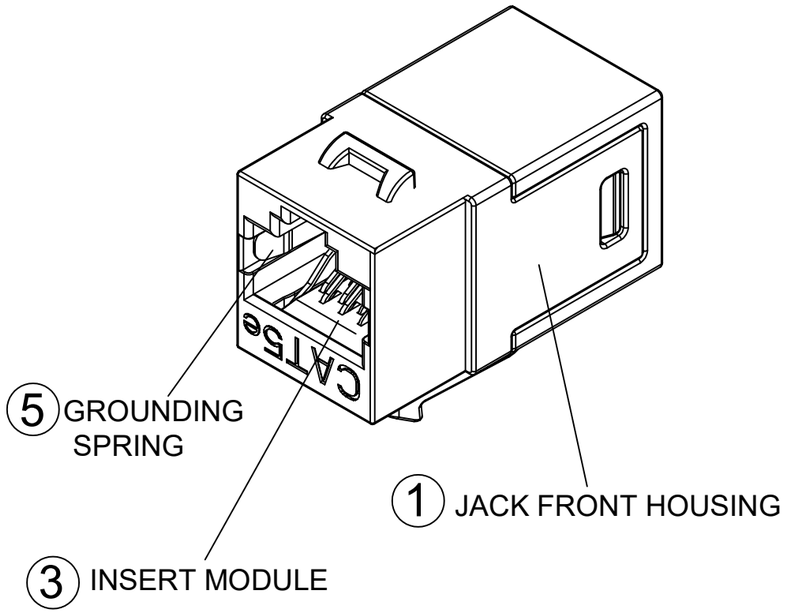

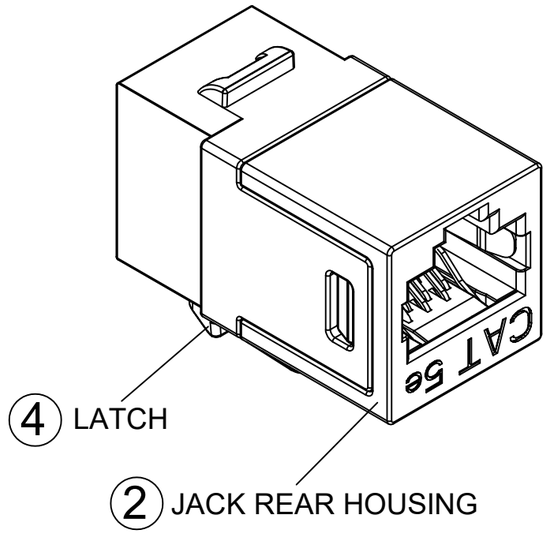

ASSEMBLY DIMENSION

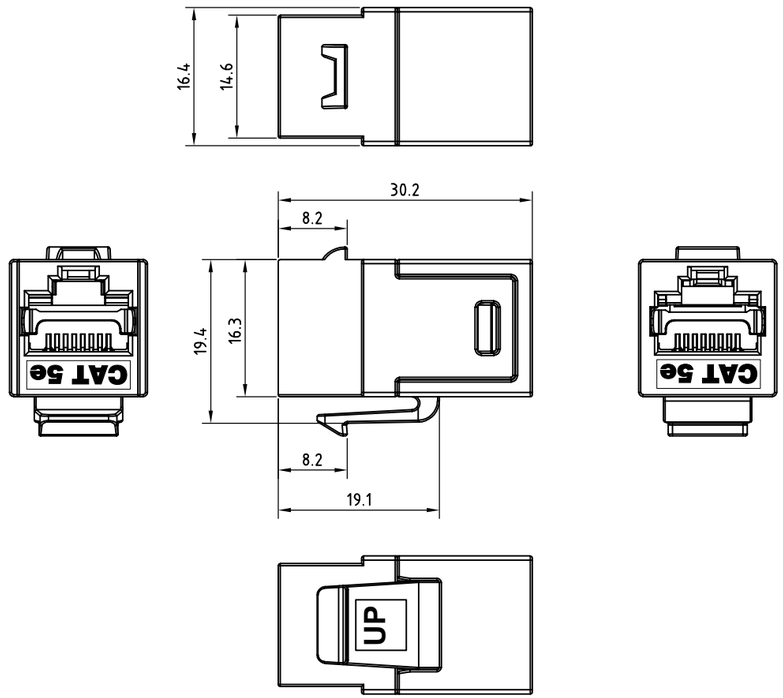

COMPONENTS		
5	GROUNDING SPRING	2
4	LATCH	1
3	INSERT MODULE	1
2	JACK REAR HOUSING	1
1	JACK FRONT HOUSING	1
ITEM	PART NAME	Q'TY

TRANSMISSION PERFORMANCE
Meet all requirements specified in channel requirement of ANSI/TIA-568-C.2 Category 5e

ELECTRICAL
Electrical Insulation Resistance : 500 MΩ min. @ 100V d.c
Dielectric Withstanding Voltage :
1000V d.c. or a.c. Peak; one contact to all other contacts connected together @ 60Hz for 1 minute.
1500V d.c. or a.c. Peak; all contacts connected together to shield @ 60Hz for 1 minute.

MECHANICAL
Insertion / Extraction Life : 750 Cycles Minimum
IDC Wire Gauge : 22 ~ 24 AWG

PHYSICAL
Housing : Zinc-alloy fully shielded
Spring Wire : Phosphor Bronze Alloy Plated With 50 micro-inch of Gold
IDC : Phosphor Bronze Alloy With 100 micro-inch 100% Sn Alloy

SS-82100-004

PART NUMBER

RoHS 2002/95/EC

THIRD ANGLE PROJECTION

206 Van Vorst Street
Jersey City, NJ 07302
+1 201 432 0463
http://www.belfuse.com

DO NOT SCALE DRAWING
DRAWING IS SUBJECT TO CHANGE WITHOUT NOTICE
DIMENSIONS: METRIC
UNLESS OTHERWISE SPECIFIED TOLERANCES ARE ±0.2 ANGLES ARE ± 1°
SHEET NO. 1 OF 1

TITLE: CAT 5E SHIELDED KEYSTONE COUPLER JACK

THIS DRAWING AND THE SUBJECT MATTER SHOWN THEREON ARE CONFIDENTIAL AND THE PROPRIETARY PROPERTY OF BEL FUSE, INC. AND SHALL NOT BE REPRODUCED, COPIED, OR USED IN ANY MANNER WITHOUT PRIOR WRITTEN CONSENT OF BEL FUSE, INC.

DRN BY: DG	DATE 03/14/18
APPD BY: TM	DATE 03/14/18
DWG NO. CT820018	REV. A0

Please read our datasheet & drawing disclaimer here.