Document No. : SXC12384-00

KYOCERA SAW Filter

- GNSS -

Type Name : SF14-1575F5UUR1

May, 30, 2024

KYOCERA Corporation

Corporate Electronic Devices Group

Electronic Devices Division

© 2024 KYOCERA Corporation all right reserved

Dimensions & Test Circuit of SAW Filter

Dimensions

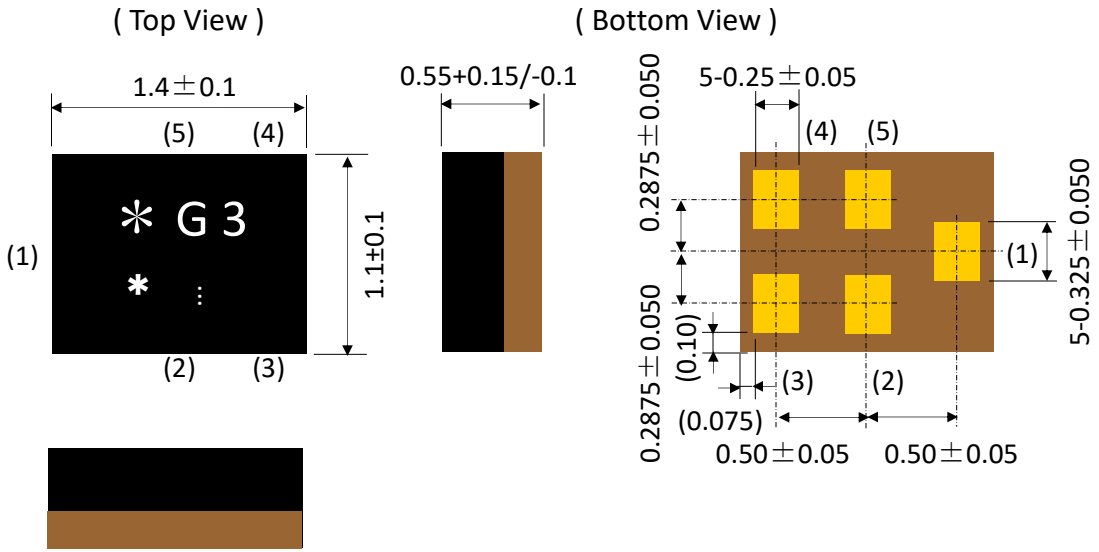

Test Circuit

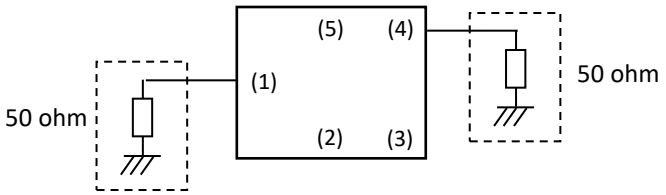

* : Identification mark
G3 : Identification no.
∗ : Monthly Code
⋮ : Index mark of ten days

Pin No.	Function
(1)	Input
(2)	GND
(3)	GND
(4)	Output
(5)	GND

© 2024 KYOCERA Corporation all right reserved

Rating

Items	Specification			Unit	Note
	min.	typ.	max.		
Operating Temperature Range	-30 to +85			deg.C	
Storage Temperature Range	-40 to +85			deg.C	
Max Input Power	-	-	+12	dBm	
Nominal Input Impedance	50			ohm	Unbalance
Nominal Output Impedance	50			ohm	Unbalance

© 2024 KYOCERA Corporation all right reserved

Characteristic table

Items	Frequency [MHz]			Specification			Unit
				min.	typ.	max.	
Nominal Center Frequency	-			1575.42			MHz
Insertion Loss	1574.42	to	1576.42	-	0.45	0.8	dB
Ripple (peak to peak)	1574.42	to	1576.42	-	0.02	0.6	dB
Input VSWR	1574.42	to	1576.42	-	1.0	1.8	-
Output VSWR	1574.42	to	1576.42	-	1.0	1.8	-
Absolute Attenuation	824	to	960	20	22	-	dB
	1500	to	1525.42	20	24	-	dB
	1625.42	to	1650	20	34	-	dB
	1710	to	2170	20	22	-	dB

© 2024 KYOCERA Corporation all right reserved

Typical Curve Data

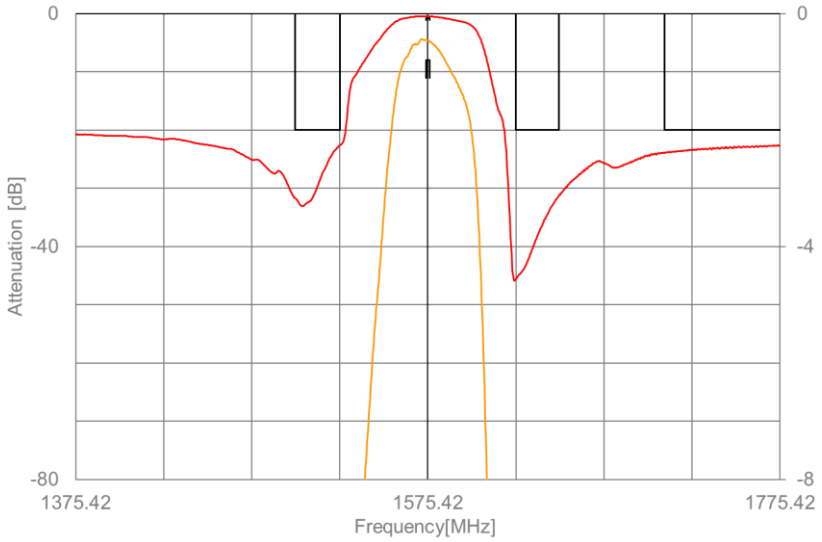

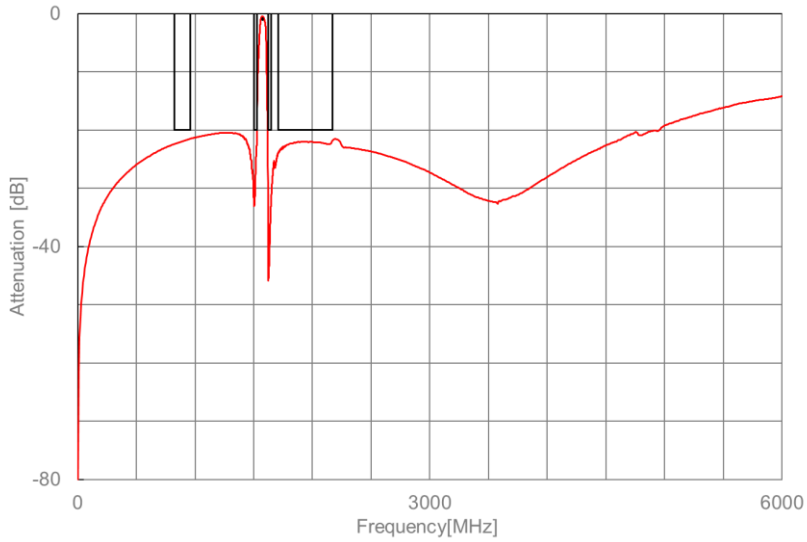

SF14-1575
F5UUR1

Spec.

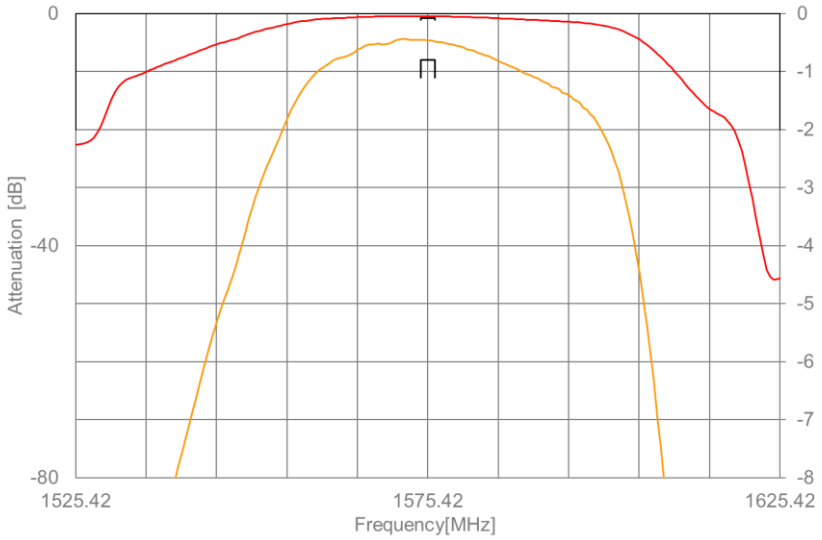

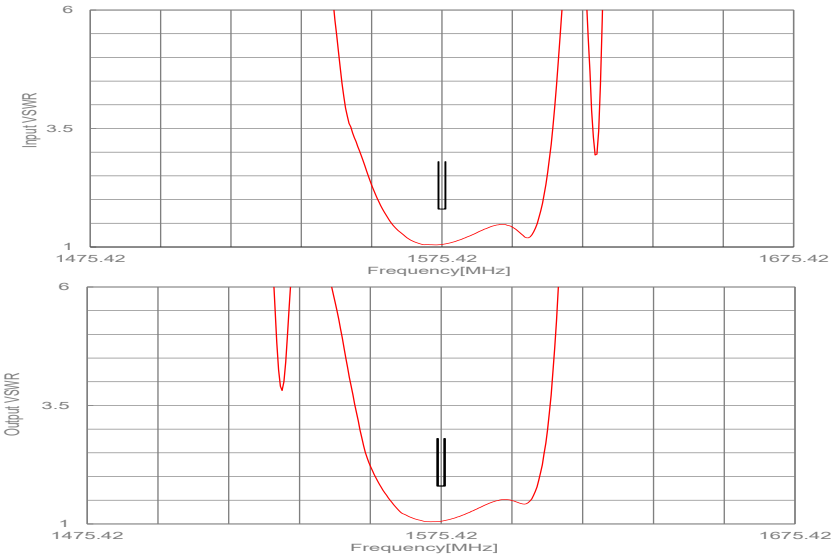

© 2024 KYOCERA Corporation all right reserved

Notice

1. Characteristics described in this datasheet are for references specifications shall be based on written documents agreed by each party.

2. Contents in this datasheet are subject to change without notice. It is recommended to confirm the latest information at the time of usage. Also, this datasheet is revised once a year. We may not be able to accept requests based on old datasheets.

3. Products in this datasheet are intended to be used in general electronic equipment such as office equipment, audio and visual equipment, communication equipment, measurement instrument and home appliances. It is absolutely recommended to consult with our sales representatives in advance upon planning to use our products in applications which require extremely high quality and reliability such as aircraft and aerospace equipment, traffic systems, safety systems, power plant and medical equipment including life maintenance systems.

4. Even though we strive for improvements of quality and reliability of products, it is requested to design with enough safety margin in equipment or systems in order not to threaten human lives directly or damage human bodies or properties by an accidental result of products.

5. It is requested to design based on guaranteed specifications for such as maximum ratings, operating voltage and operating temperature. It is not the scope of our guarantee for unsatisfactory results due to misuse or inadequate usage of products in the datasheet.

6. Operation summaries and circuit examples in this datasheet are intended to explain typical operation and usage of the product. It is recommended to perform circuit and assembly design considering surrounding conditions upon using products in this datasheet.

7. Technical information described in this datasheet is meant to explain typical operations and applications of products, and it is not intended to guarantee or license intellectual properties or other industrial rights of the third party or Kyocera.

8. Trademarks, logos and brand names used in this datasheet are owned by Kyocera or the corresponding third party.

9. Certain products in this datasheet are subject to the Foreign Exchange and Foreign Trade Control Act of Japan, and require the license from Japanese Government upon exporting the restricted products and technical information under the law. Besides, it is requested not to use products and technical information in the datasheet for the development and/or manufacture of weapons of mass destruction or other conventional weapons, nor to provide them to any third party with the possibility of having such purposes.

10. It is prohibited to reprint and reproduce a part or whole of this datasheet without permission.

© 2024 KYOCERA Corporation all right reserved