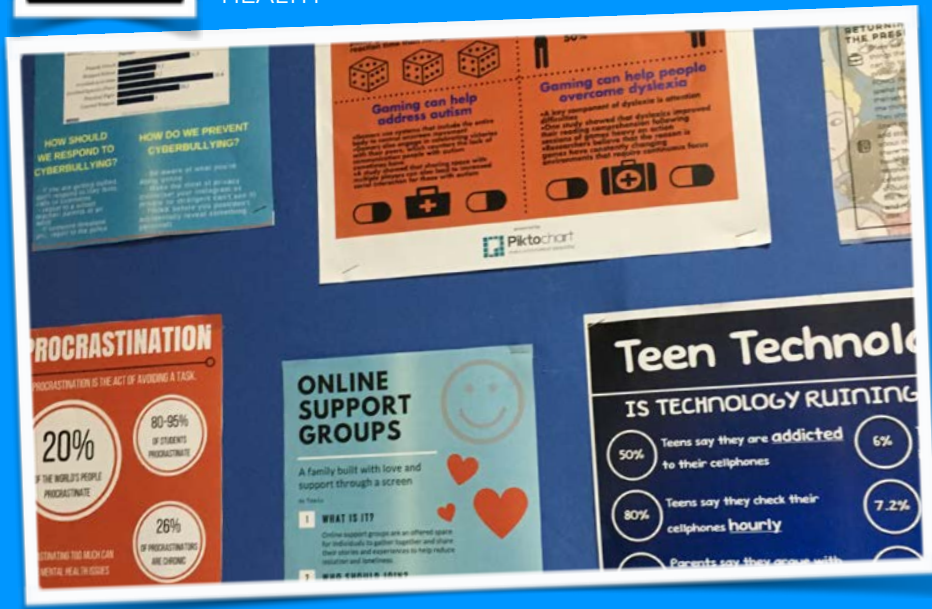


Grade

8

# Teen Infographics

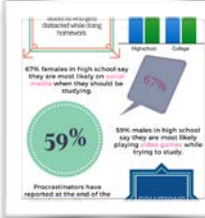


HEALTH



**Driving Question:** How can we use infographics to educate teens on important issues?

## Project Description:

Students selected a relevant topic of their choice, from video games to procrastination, and then researched for information that would be important to their peers and other teens. They drafted initial design ideas on a poster to receive feedback from their peers and teacher. Students then selected a technology tool of their choice to create a high quality infographic. The infographics were shared on the school website.



## Student Products

- ▶ Research information on a teen issue
- ▶ Draft a poster of initial design
- ▶ Create an infographic to share with other teens

## Teacher Reflection

"Infographics are an increasingly popular way to spread health information to the masses. They take data and present it in an eye-catching way that's easy to follow. After analyzing infographics with my health classes for a couple of years, I was able to find easy to use programs that could help them create their own.

It seemed like a perfect fit for our technology unit, where the kids were looking at the opportunities and challenges that tech use presents to our health. After doing the project for a few years now, we've made some adjustments, and we've found different programs for kids to use based on their skill level with tech.

It's been great! Not only have they shown they grasp the health information but they've got a new skill they can use in other classes as well." - Amy Lauren Smith

## Student Reflection

It was a lot of fun, but it might be nice to have more variety like videos and posters. We had a good amount of time so we weren't rush, and we had time to revise it and make it better. - Audrey

*This project originally appeared on the Scholastic Choices Blog*

Find out more at:

<http://cards.buildingculturebybuildingpractice.com>