

Xangle Just the FACTs

Listing disclosures overview in March 2020

Xangle Disclaimer

The source of all the information used in this report is Xangle, the Crypto disclosure platform.

More than +650 project information available in the Xangle.

Disclosures can be viewed only if the status of the project is set to public.

All the information used in this report comes from Xangle, a leading crypto disclosure platform. Information on Xangle is sourced directly from the projects or through the Xangle Research team. While we have taken all reasonable care to ensure its reliability, we do not fully guarantee its accuracy or completeness.

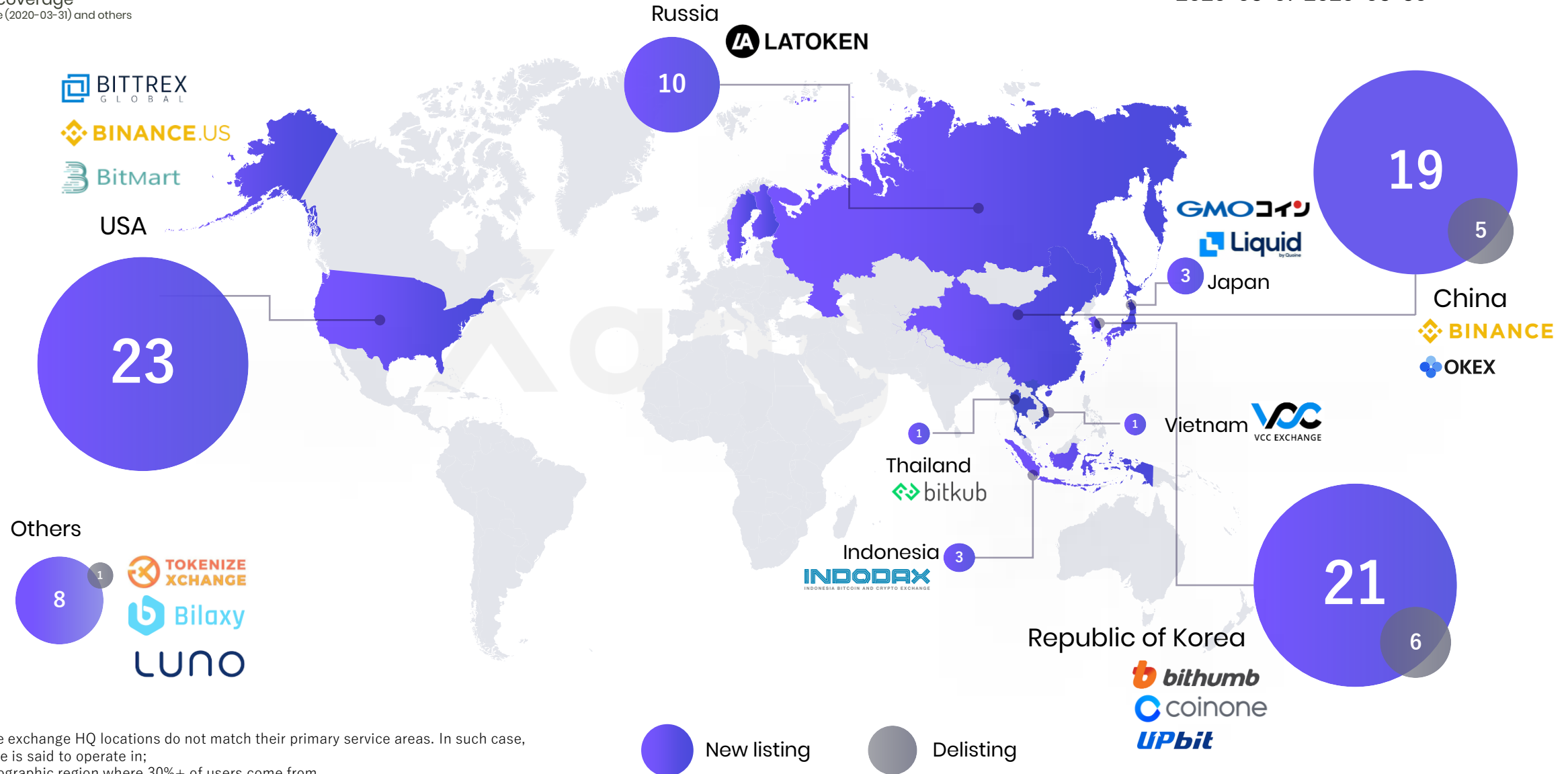
Status of New listing and Delisting by Exchange Business District

2020-03-01~2020-03-30

Exchange coverage

: Top20 on bti.live (2020-03-31) and others

Binance
Bithumb
Coinbase
Upbit
Bitstamp
Liquid
Gate.io
Bitfinex
Bitflyer
Coinone
Kraken
Poloniex
Bittrex
Gemini
Zaif
Paribu
Bitso
Indodax
BTC Markets
ItBit



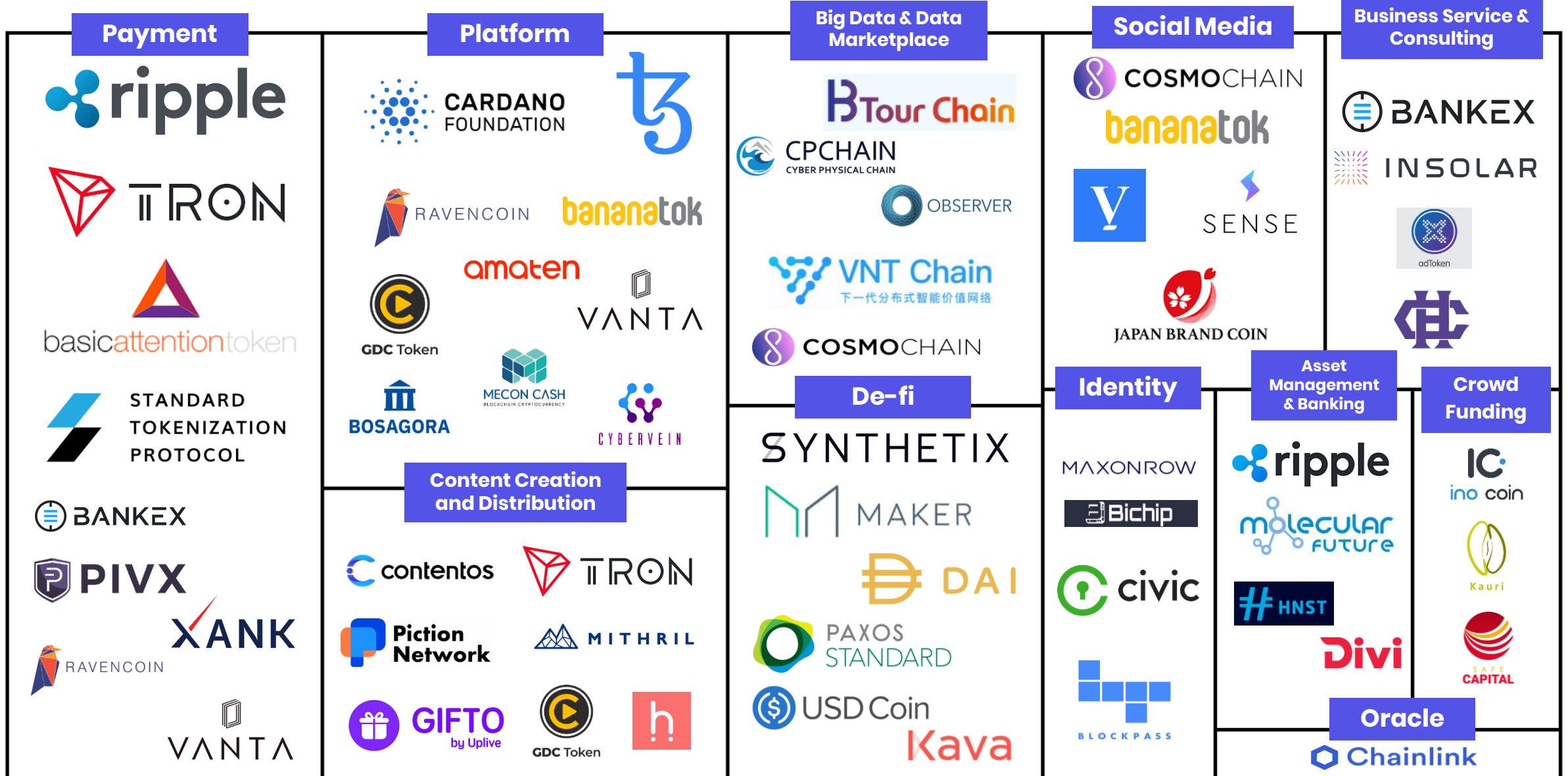
*Note: Some exchange HQ locations do not match their primary service areas. In such case, the exchange is said to operate in;

1) The geographic region where 30%+ of users come from

2) If not applicable, the exchange is classified as 'Others'***

Newly listed Projects by Categories

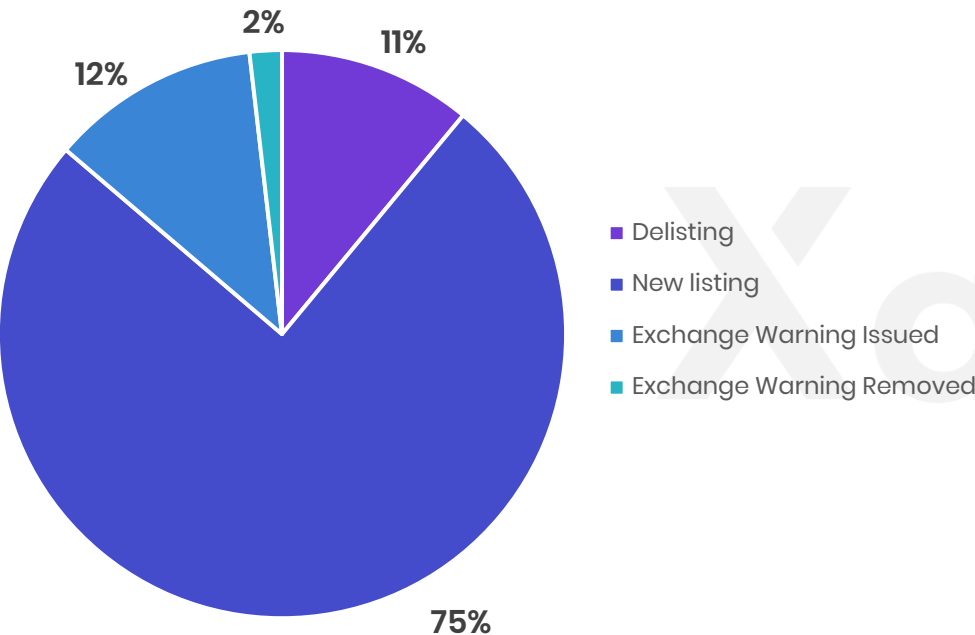
2020-03-01~2020-03-30



*Note: The area of each category is calculated proportionally to the number of newly listed projects in that category.

Disclosure Overview

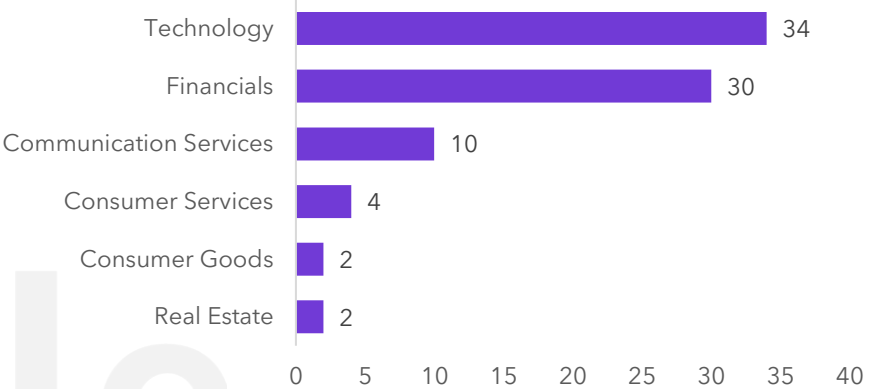
Number of Recent Disclosure* by Type



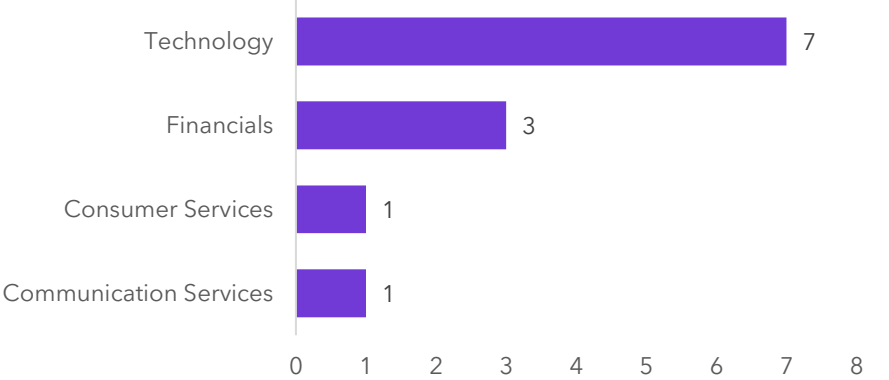
Note * 1) Includes only the following four recent disclosures related to the exchange (new listing, delisting, exchange warning removed, exchange warning issued)

**2) Criteria for classification of the Sector according to the Xangle Classification. A total of 11 sectors (Technology, Communication service, Financials, Real estate, Healthcare, Public services, Consumer services, Consumer goods, Energy, Materials, Industrials, Utilities)

Number of recent disclosure about New listing by sector**

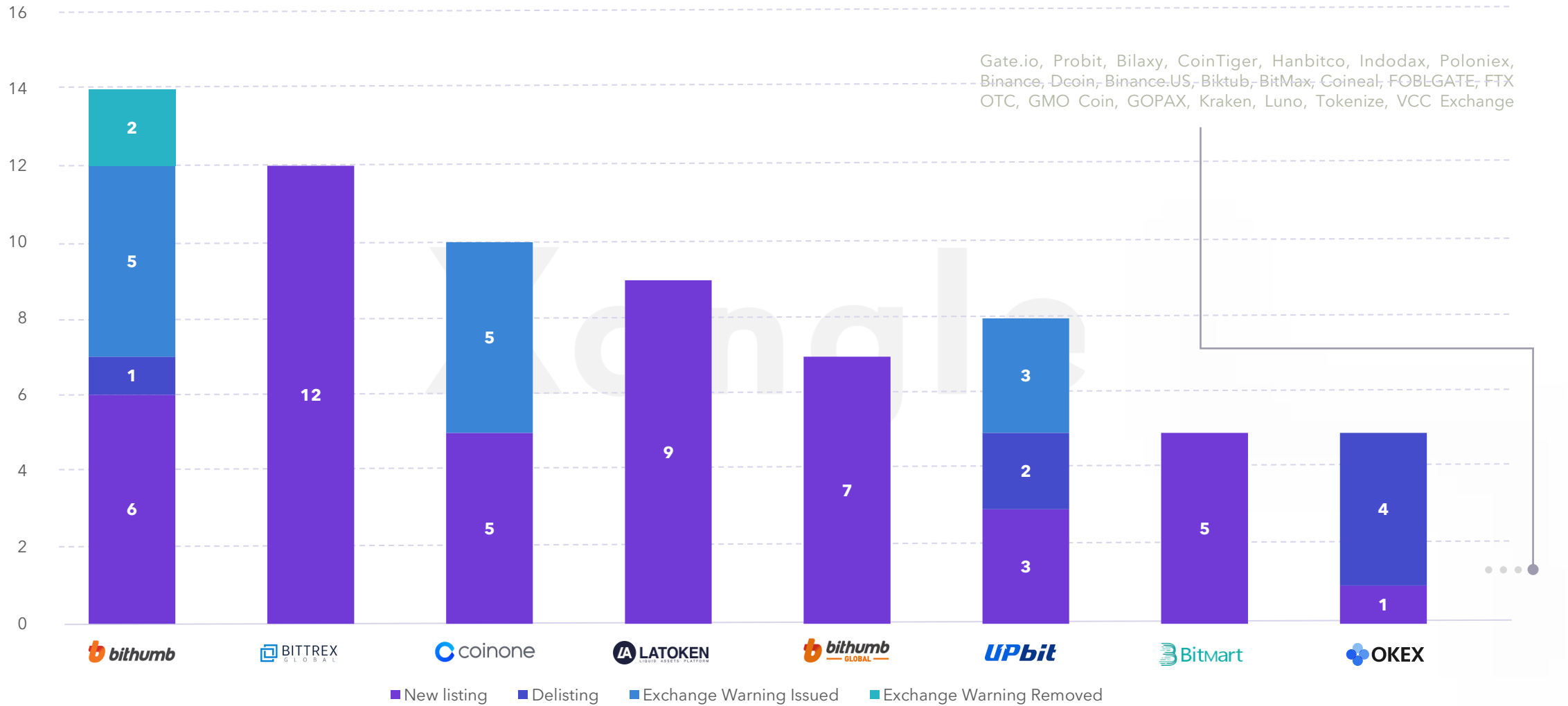


Number of recent disclosure about Delisting by sector**



Exchange Overview*

* Based on number of disclosures public on Xangle

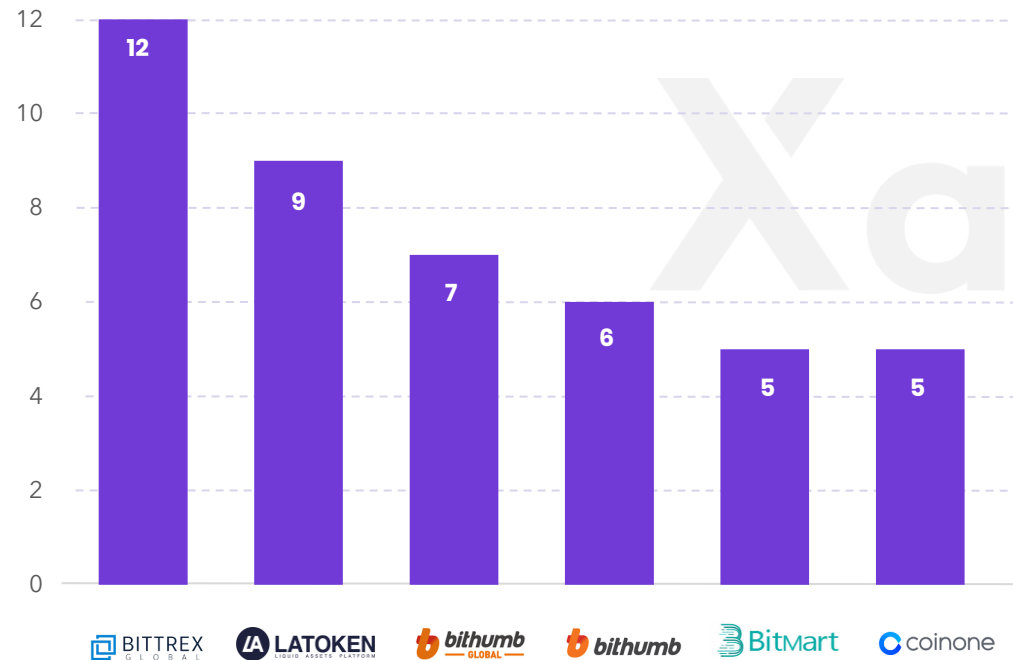


Status of Recent Disclosure related to Listing

Bittrex Global listed 11 coins while OKEx delisted 4 coins in March

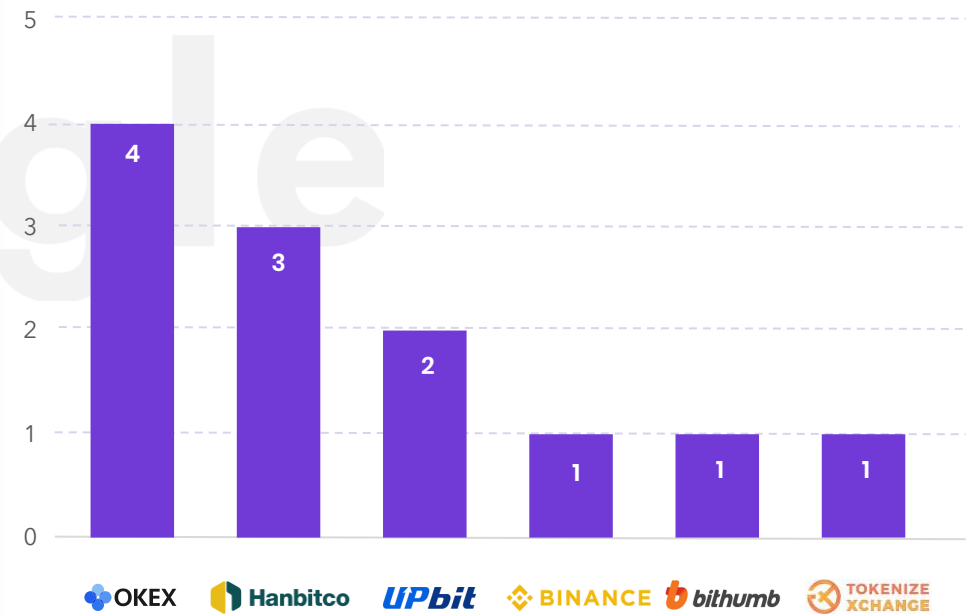
New listing

Bittrex Global is the exchange that made the most recent disclosure of new listing.



Delisting

OKEx is the exchange that made the most recent disclosure of delisting.

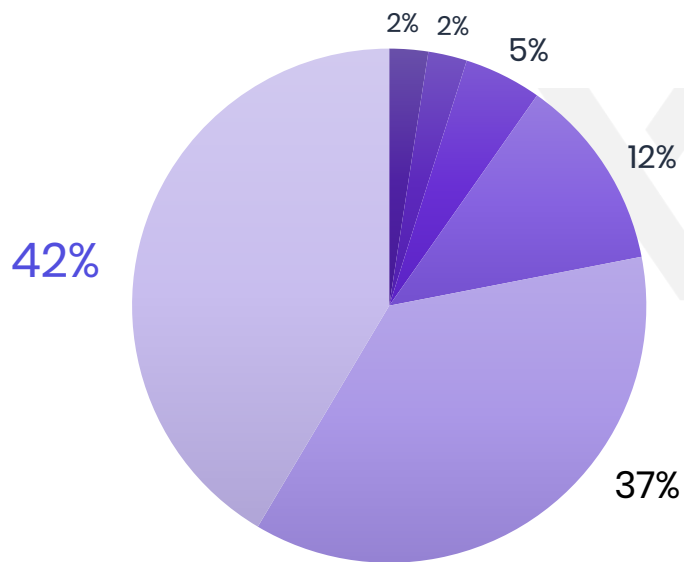


Status of Recent Disclosure related to Listing

Technology and Financials were the sectors that had the most of new listing and delisting.

New listing

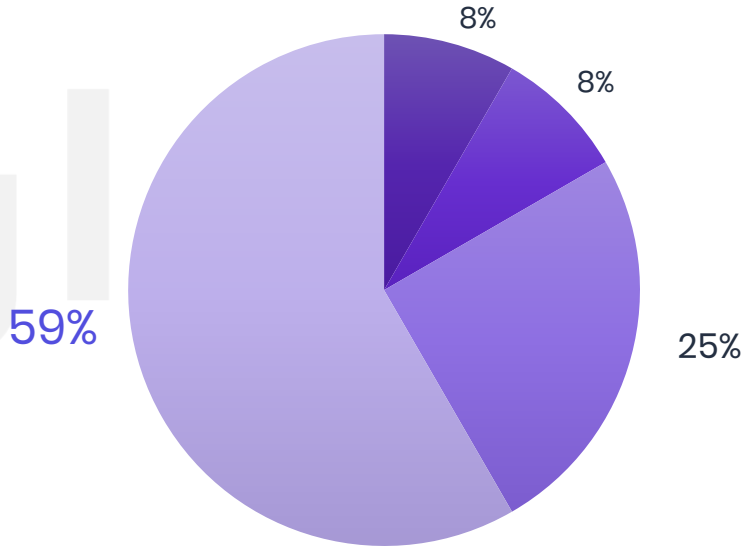
Technology and Financials account for 79% of the total new listing.



- Real Estate
- Consumer Goods
- Consumer Services
- Communication Services
- Financials
- Technology

Delisting

Technology projects account for the highest percentage of total delisting 59%.



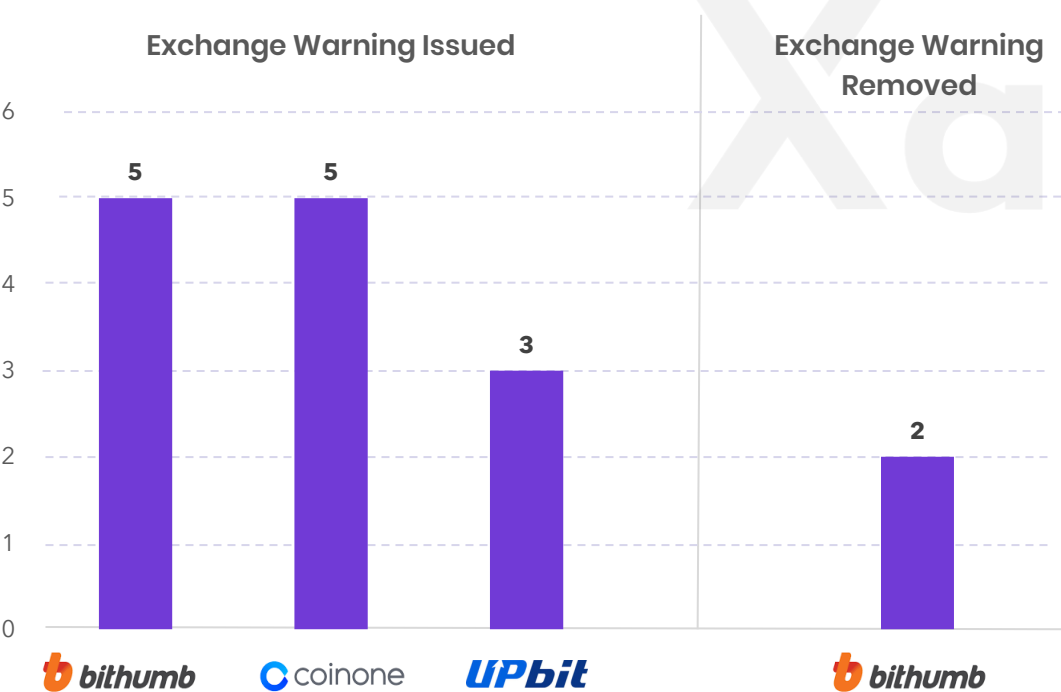
- Communication Services
- Consumer Services
- Financials
- Technology

Status of Recent Disclosure related to Exchange Warning

13 Exchange Warning Issued cases, 2 Exchange Warning Removed cases

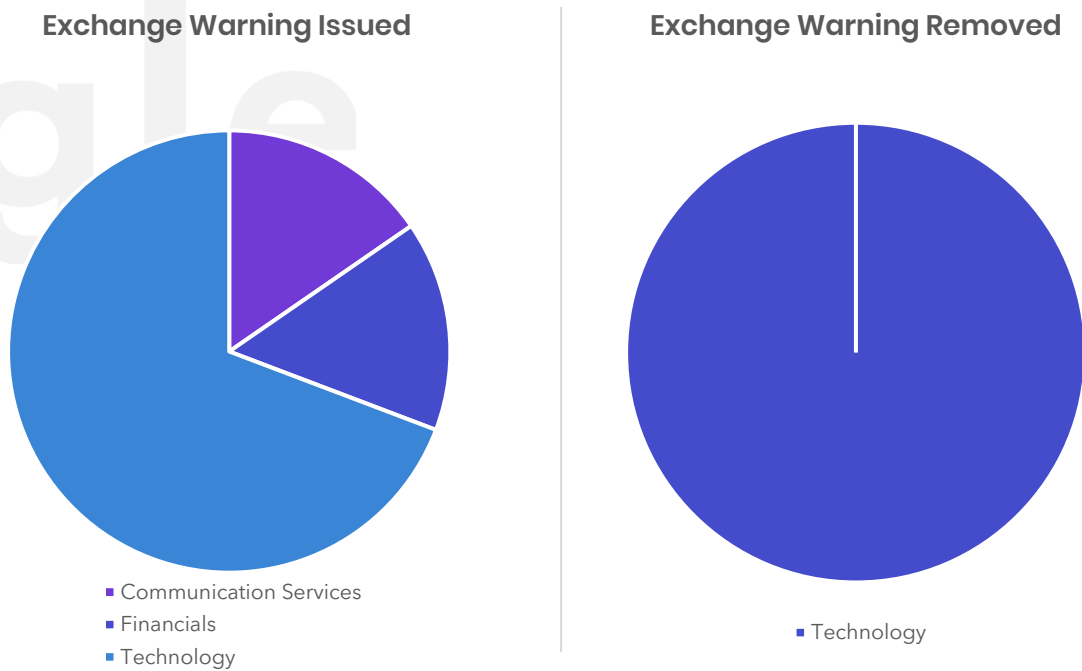
Exchange Warning Issued / Removed (Recent Disclosure)

Bithumb Korea was the exchange with the largest number of Exchange Warning Issued or Removed. (Total: 7)



Exchange Warning Issued / Removed (by sector)

Warning issued: Technology #1
Warning Removed: Technology #1



Status of Recent Disclosure by Exchanges

In March 2020, a total of 29 exchanges disclosed 109 items.

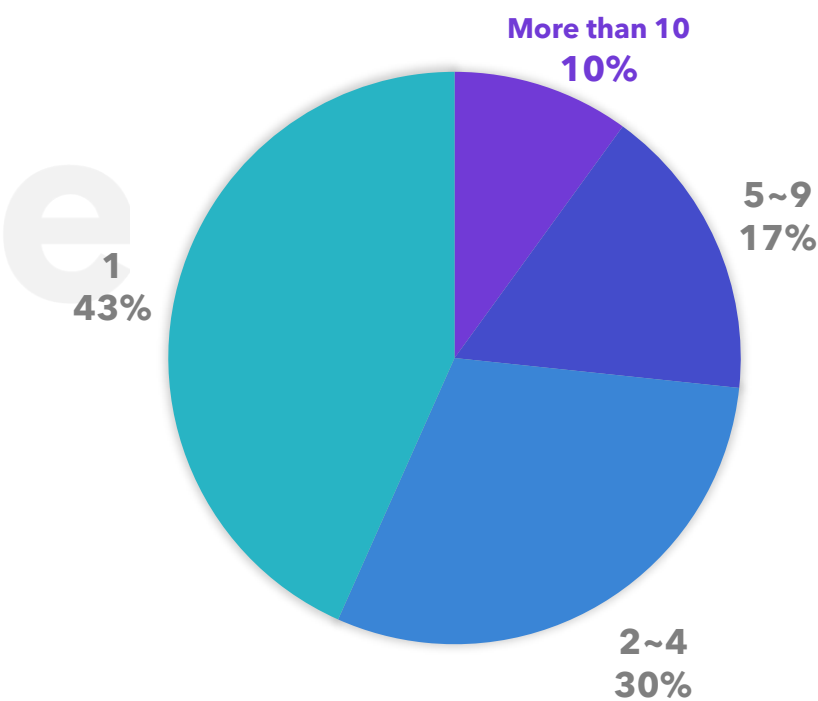
Types of Recent Disclosure by Exchange

Bithumb Korea was the most activated place.

Exchange Name	New Listing	Delisting	Exchange Warning Issued	Exchange Warning Removed	Total
Bithumb Korea	6	1	5	2	14
Bittrex Global	12	0	0	0	12
Coinone	5	0	5	0	10
LATOKEN	9	0	0	0	9
Bithumb Global	7	0	0	0	7
Upbit	3	2	3	0	8
BitMart	5	0	0	0	5
OKEX	1	4	0	0	5
Gate.io	4	0	0	0	4
ProBit	4	0	0	0	4
Bilaxy	3	0	0	0	3
CoinTiger	3	0	0	0	3
Hanbitco	0	3	0	0	3
Indodax	3	0	0	0	3
Poloniex	3	0	0	0	3
Binance	1	1	0	0	2
Dcoin	2	0	0	0	2
Others	10	1	0	0	11

Number of Recent Disclosure by Exchange

On average, 3.75 recent disclosures per exchange



New listing result by Exchanges

* Charts are provided only when there are 1) price and transaction volume data on the Coinmarketcap; 2) disclosure published on Xangle.

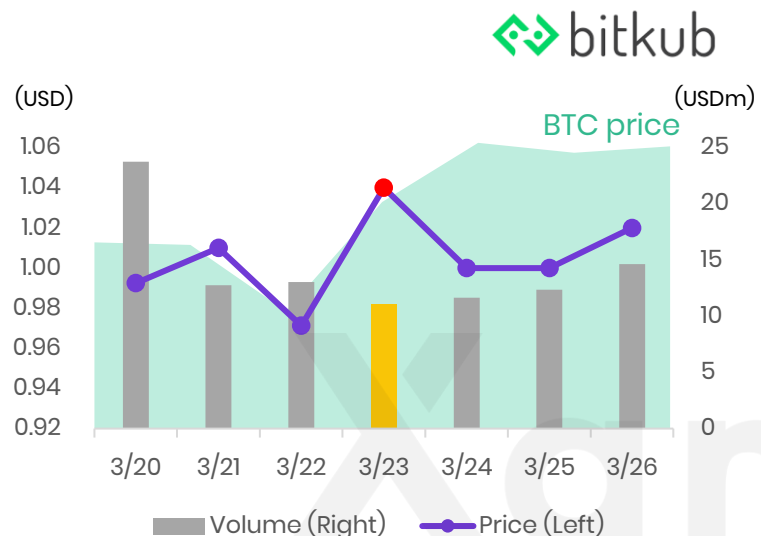
** New listing from March 1 to March 27.

[Click to follow a hyperlink for more information on xangle.io](#)



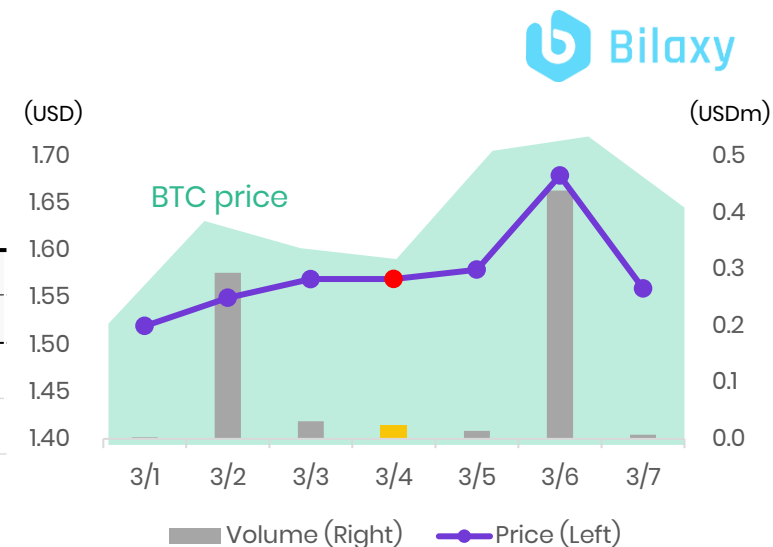
[Dai](#)

Day to day change		
Listing	D-day	D+1
Price	7.1%	-3.8%
Tx Volume	-15.2%	5.4%



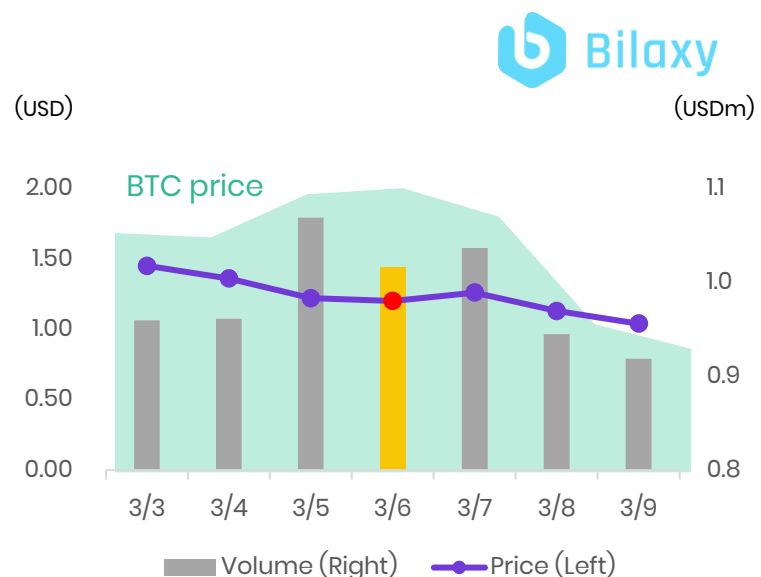
[Ino Coin](#)

Day to day change		
Listing	D-day	D+1
Price	0.0%	0.6%
Tx Volume	-22.7%	-40.9%



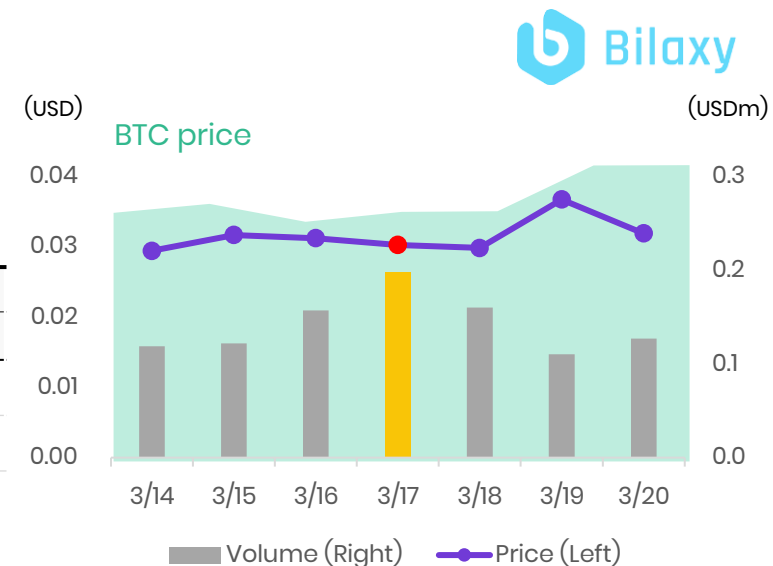
[SafeCapital](#)

Day to day change		
Listing	D-day	D+1
Price	-1.6%	5.0%
Tx Volume	-4.9%	2.0%



[ILCoin](#)

Day to day change		
Listing	D-day	D+1
Price	-3.2%	-1.4%
Tx Volume	26.2%	-19.2%



New listing result by Exchanges

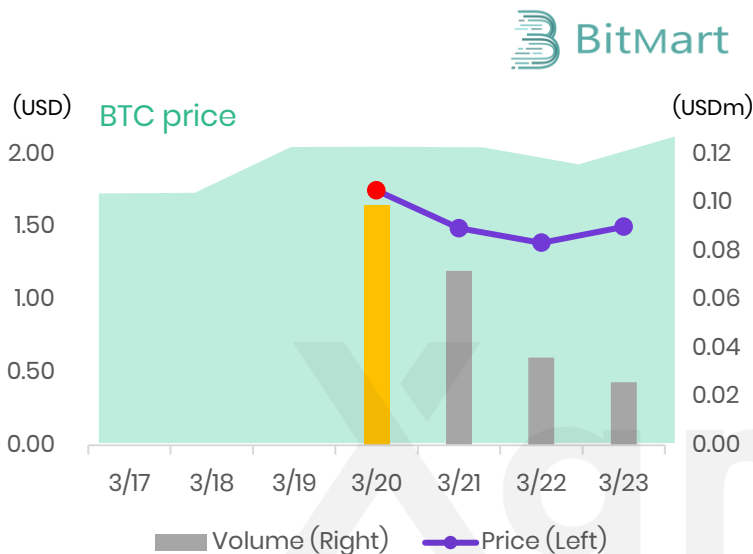
* Charts are provided only when there are 1) price and transaction volume data on the Coinmarketcap; 2) disclosure published on Xangle.

** New listing from March 1 to March 27.

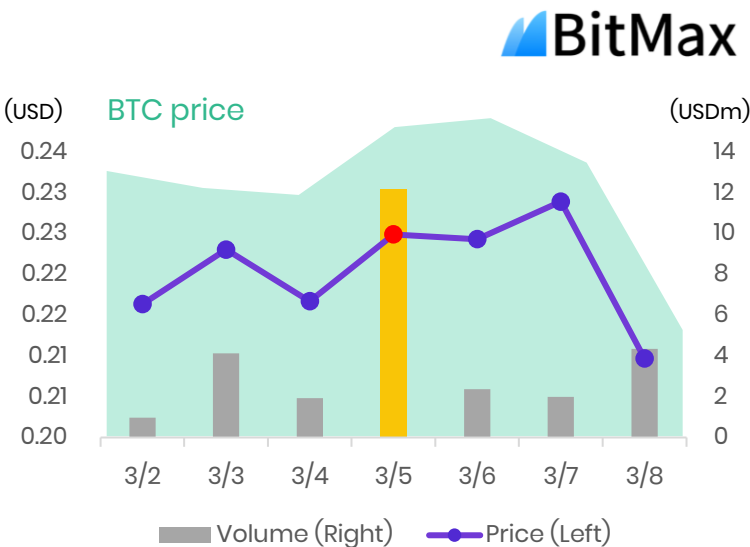
[Click to follow a hyperlink for more information on xangle.io](#)



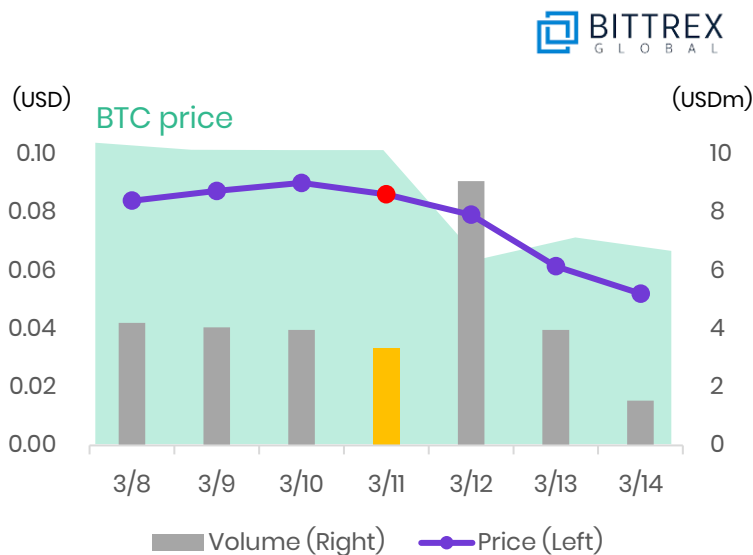
Day to day change		
Listing	D-day	D+1
Price	N/A	-14.9%
Tx Volume	N/A	-27.2%



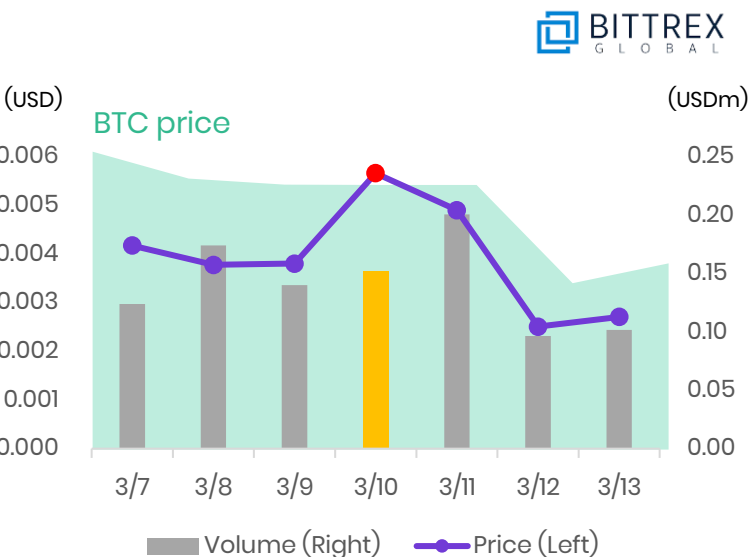
Day to day change		
Listing	D-day	D+1
Price	3.8%	-0.3%
Tx Volume	531.5%	-80.6%



Day to day change		
Listing	D-day	D+1
Price	-4.4%	-8.1%
Tx Volume	-16.0%	172.1%



Day to day change		
Listing	D-day	D+1
Price	48.7%	-13.4%
Tx Volume	8.8%	31.5%



New listing result by Exchanges

* Charts are provided only when there are 1) price and transaction volume data on the Coinmarketcap; 2) disclosure published on Xangle.

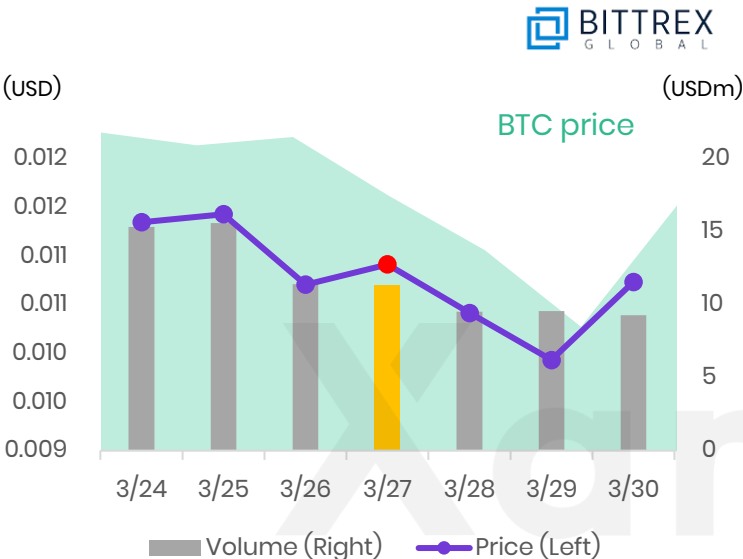
** New listing from March 1 to March 27.

[Click to follow a hyperlink for more information on xangle.io](#)



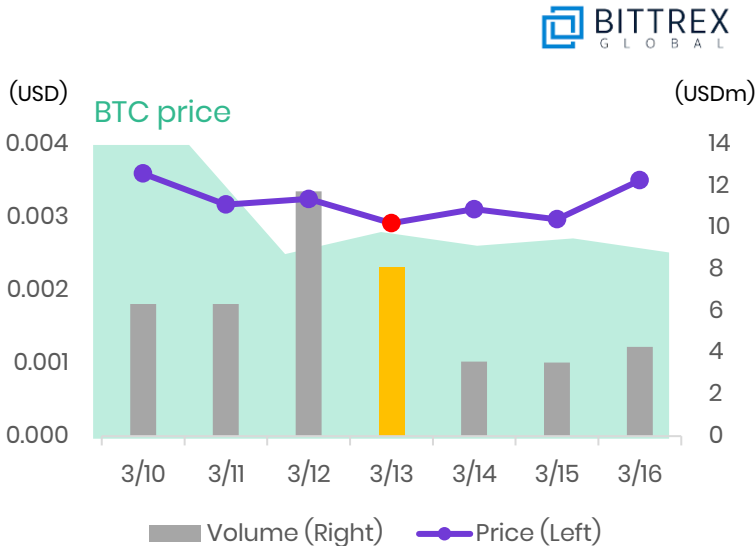
IRISnet

Day to day change		
Listing	D-day	D+1
Price	1.9%	-4.6%
Tx Volume	-0.9%	-15.7%



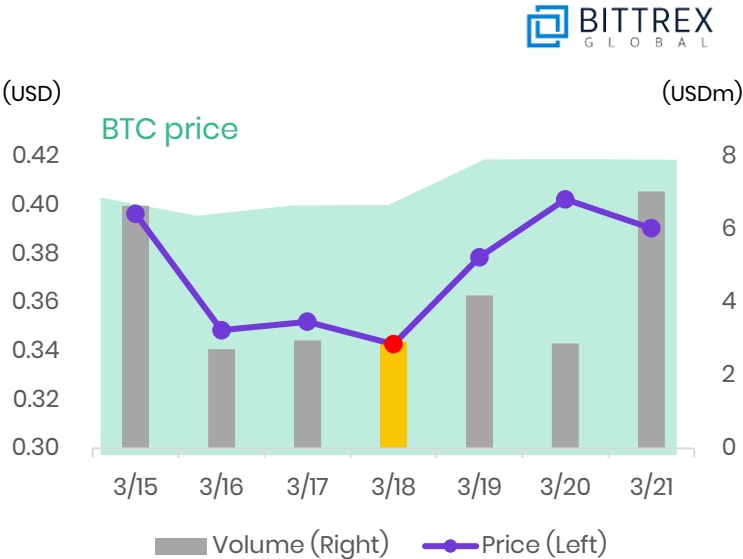
Nervos

Day to day change		
Listing	D-day	D+1
Price	-10.2%	6.5%
Tx Volume	-31.1%	-55.8%



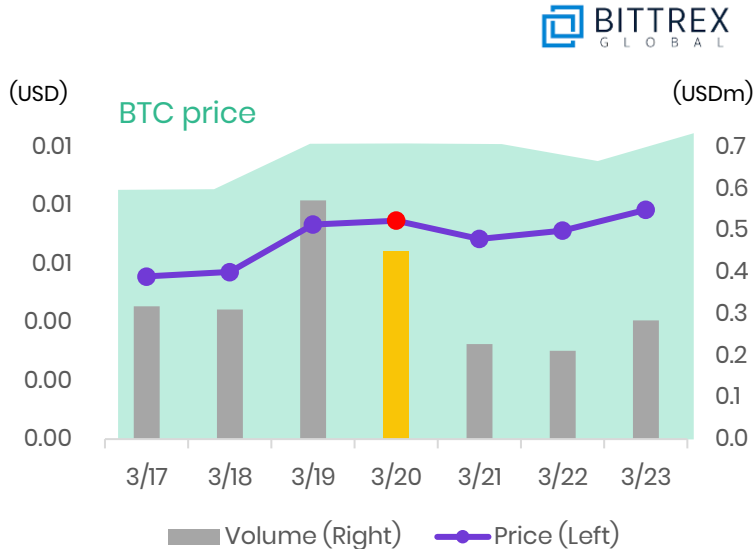
Molecular Future

Day to day change		
Listing	D-day	D+1
Price	-2.6%	10.4%
Tx Volume	-2.0%	44.6%



CyberVein

Day to day change		
Listing	D-day	D+1
Price	1.7%	-8.3%
Tx Volume	-21.4%	-49.2%

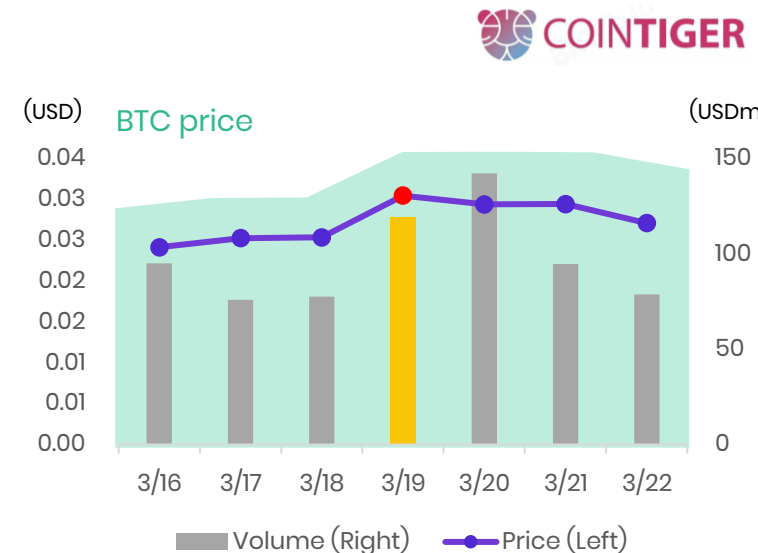
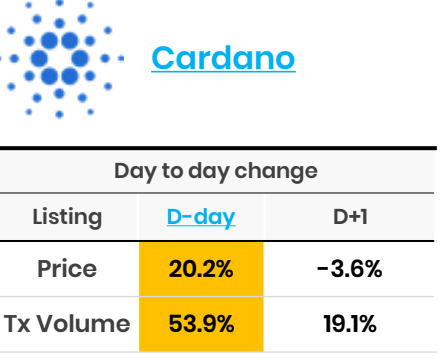
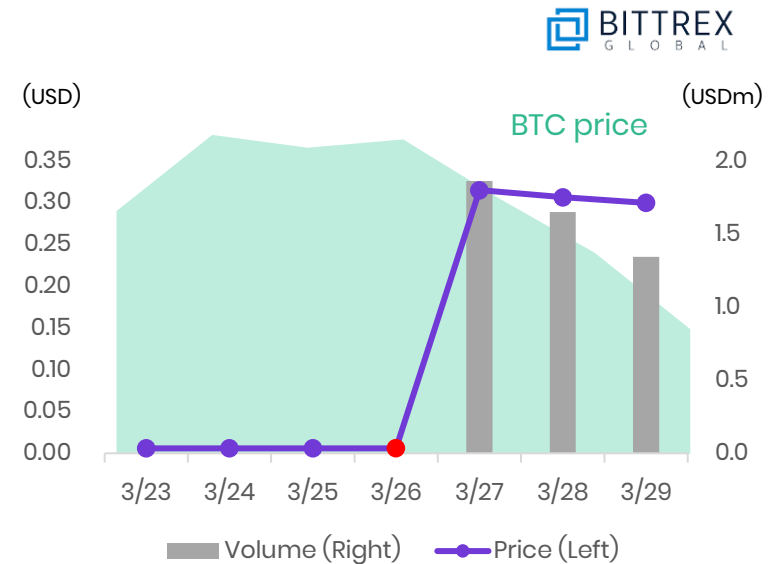
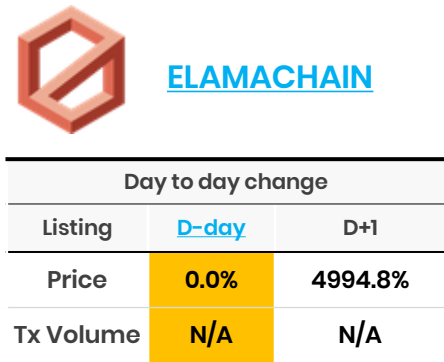
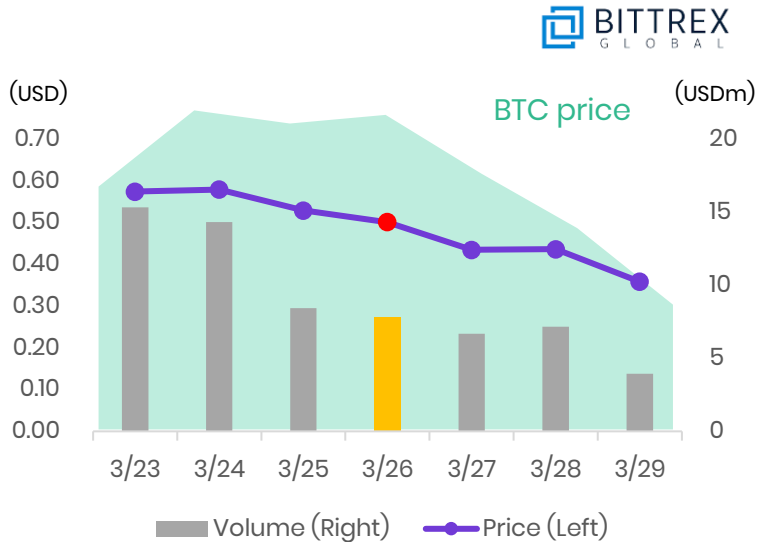
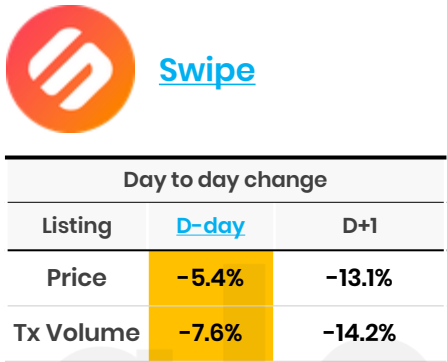
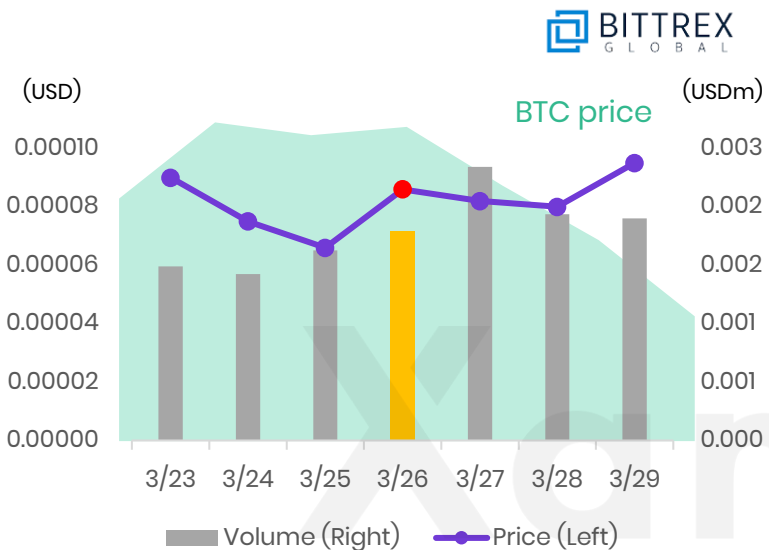
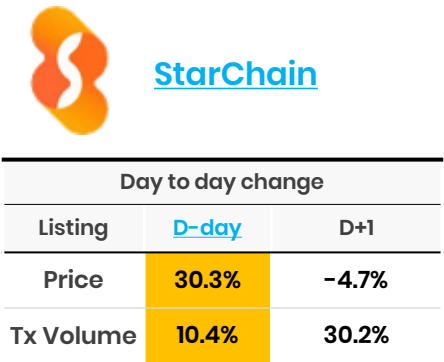


New listing result by Exchanges

* Charts are provided only when there are 1) price and transaction volume data on the Coinmarketcap; 2) disclosure published on Xangle.

** New listing from March 1 to March 27.

[Click to follow a hyperlink for more information on xangle.io](#)



New listing result by Exchanges

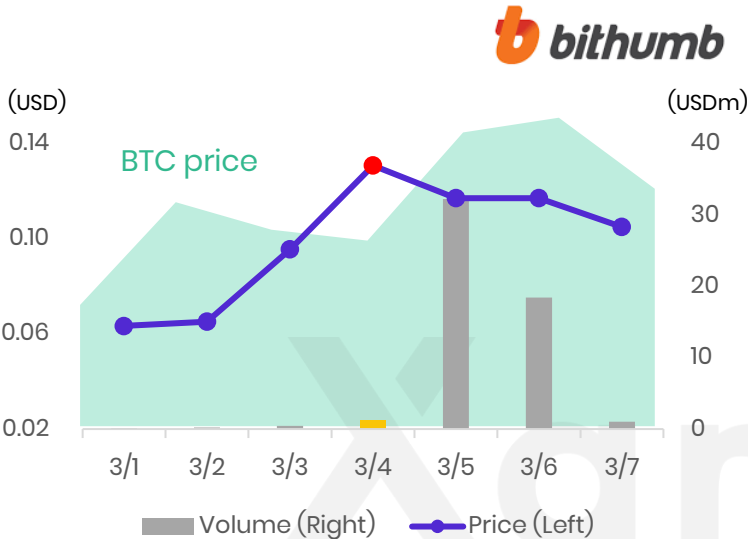
[Click to follow a hyperlink for more information on xangle.io](#)

* Charts are provided only when there are 1) price and transaction volume data on the Coinmarketcap; 2) disclosure published on Xangle.

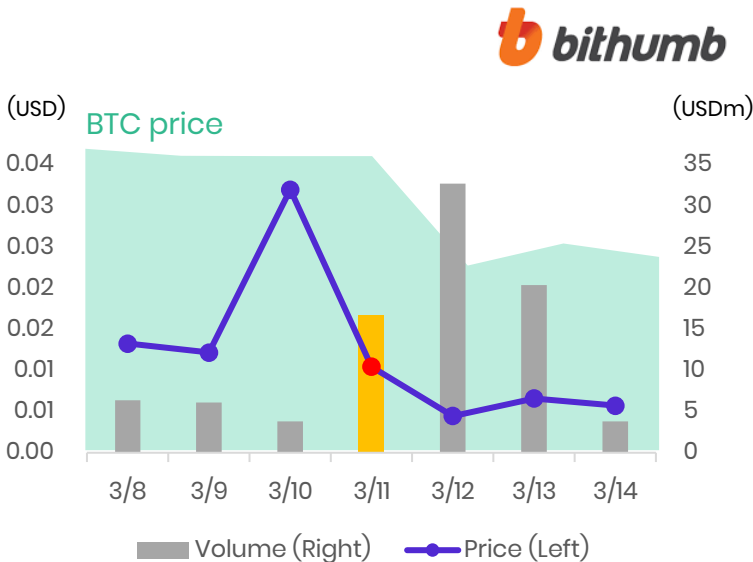
** New listing from March 1 to March 27.



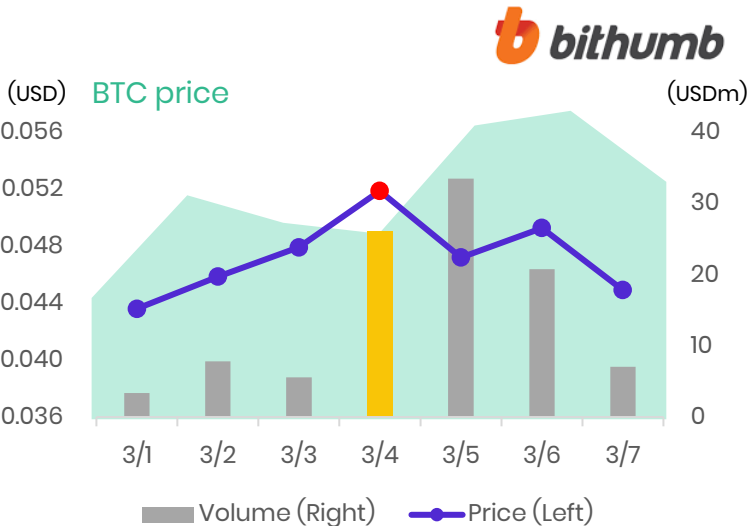
Day to day change		
Listing	D-day	D+1
Price	36.9%	-10.4%
Tx Volume	173.3%	2587.8%



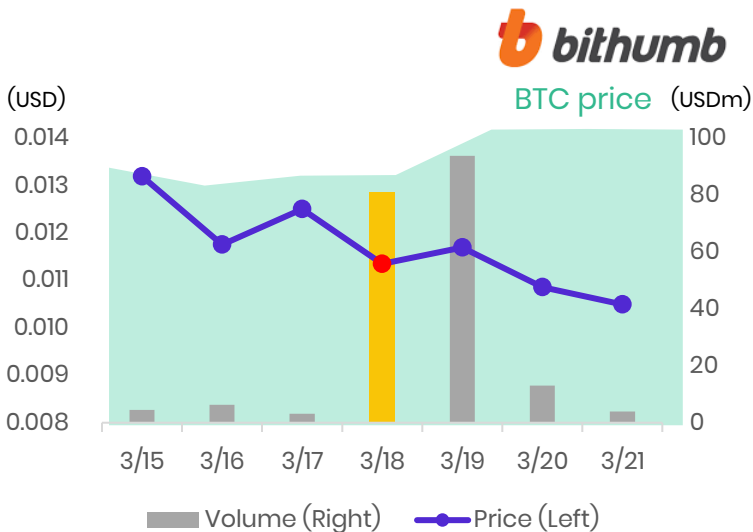
Day to day change		
Listing	D-day	D+1
Price	-67.3%	-57.4%
Tx Volume	336.3%	96.0%



Day to day change		
Listing	D-day	D+1
Price	8.2%	-9.0%
Tx Volume	367.7%	28.1%



Day to day change		
Listing	D-day	D+1
Price	-9.2%	3.0%
Tx Volume	2467.1%	16.0%


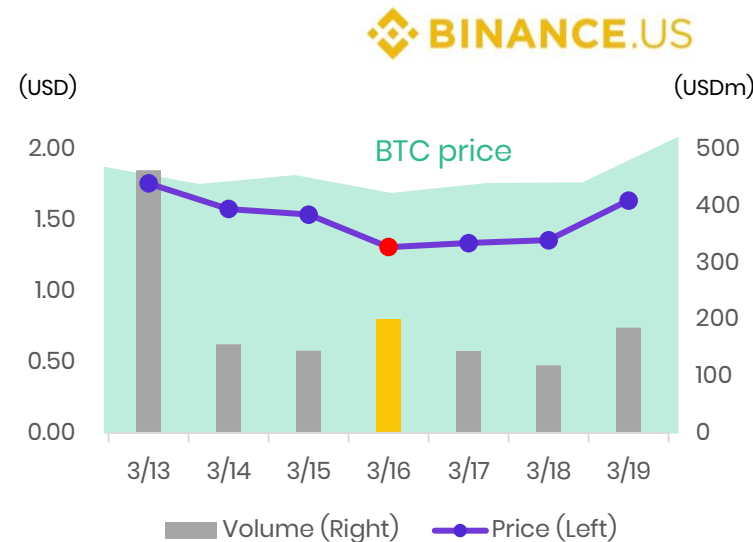
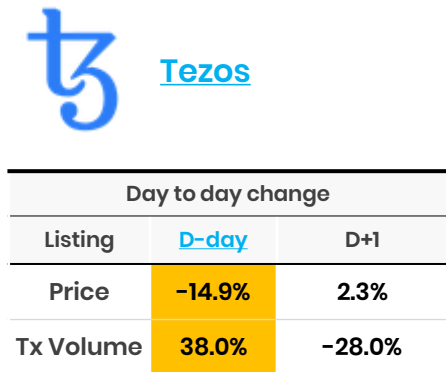
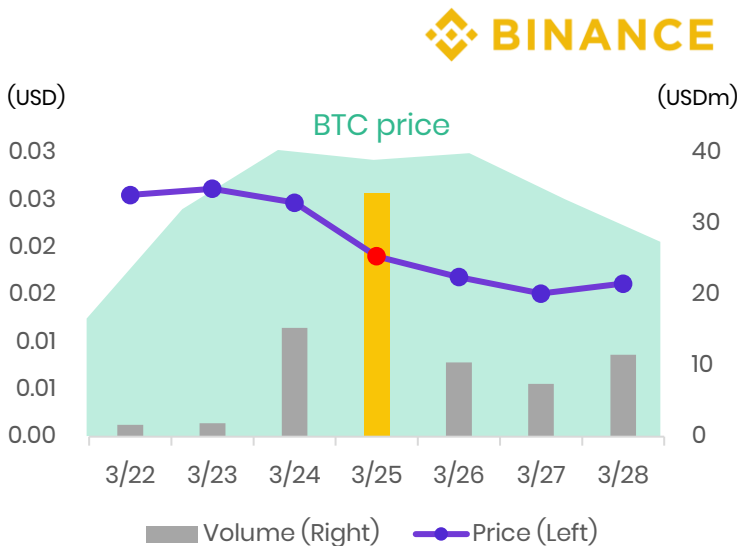
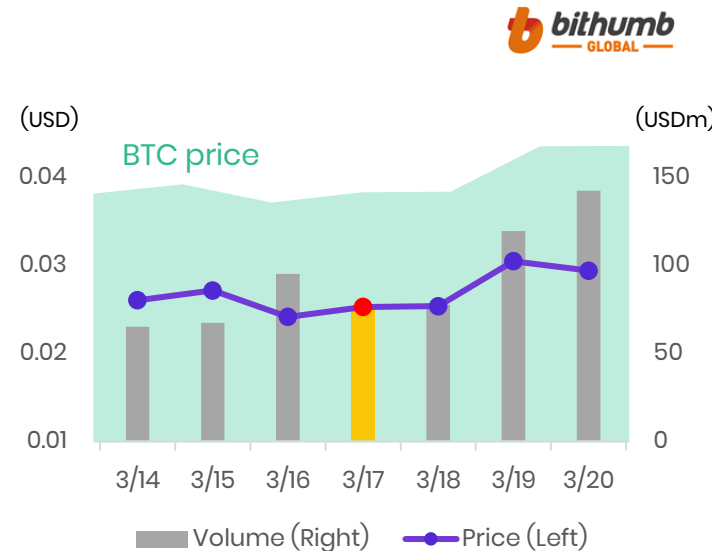
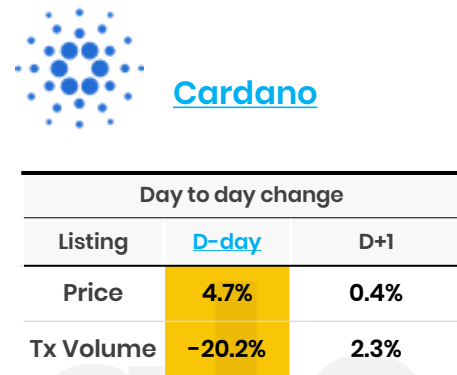
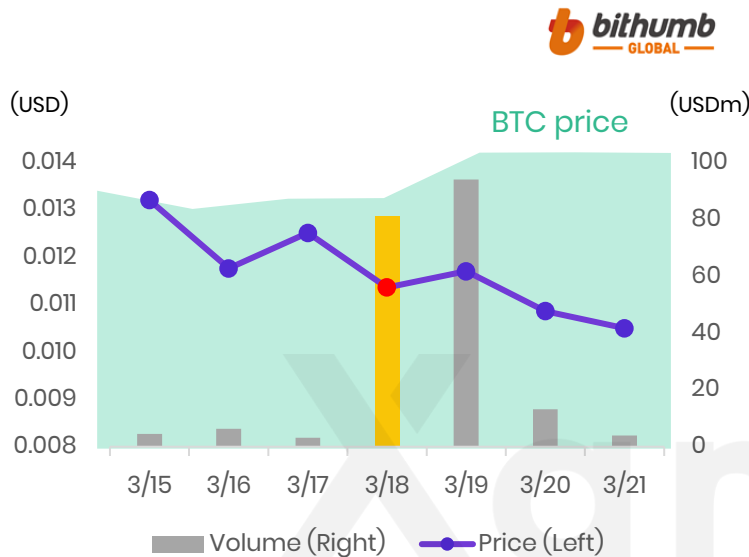



New listing result by Exchanges

* Charts are provided only when there are 1) price and transaction volume data on the Coinmarketcap; 2) disclosure published on Xangle.

** New listing from March 1 to March 27.

[Click to follow a hyperlink for more information on xangle.io](#)



New listing result by Exchanges

* Charts are provided only when there are 1) price and transaction volume data on the Coinmarketcap; 2) disclosure published on Xangle.

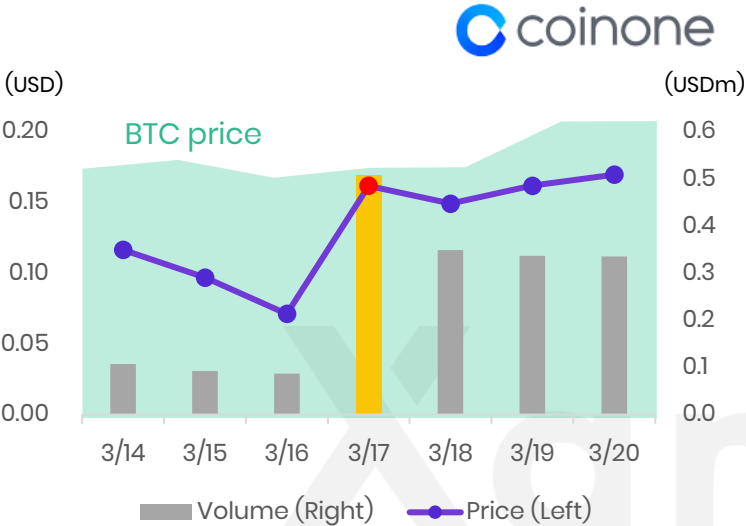
** New listing from March 1 to March 27.

[Click to follow a hyperlink for more information on xangle.io](#)



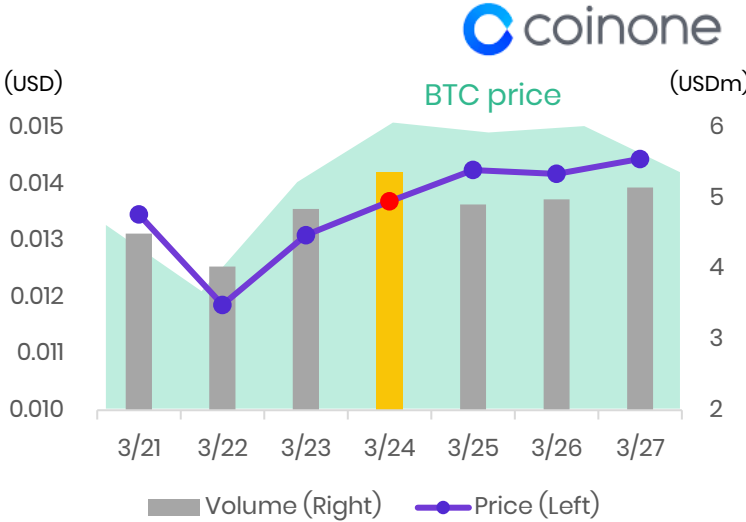
[Meconcash](#)

Day to day change		
Listing	D-day	D+1
Price	127.0%	-7.8%
Tx Volume	483.2%	-31.3%



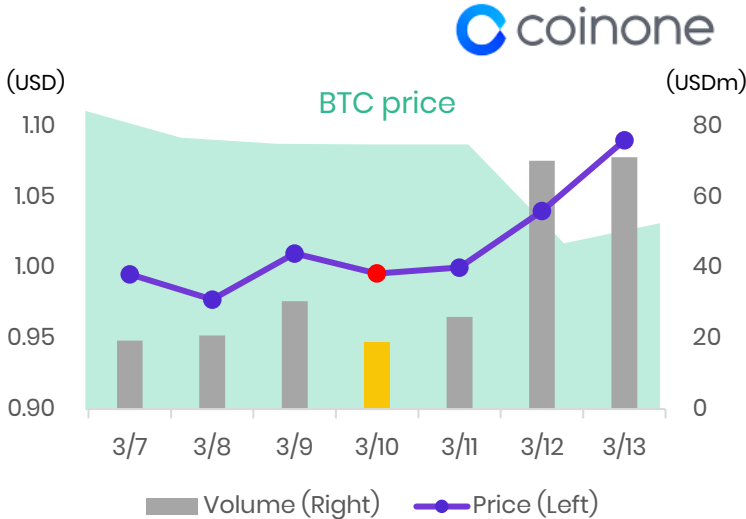
[Fetch.AI](#)

Day to day change		
Listing	D-day	D+1
Price	4.5%	4.1%
Tx Volume	10.8%	-8.5%



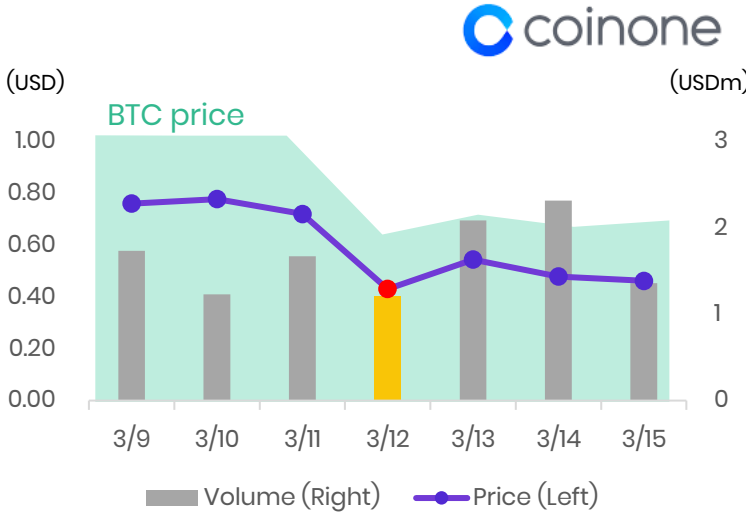
[Dai](#)

Day to day change		
Listing	D-day	D+1
Price	-1.4%	0.4%
Tx Volume	-38.0%	38.2%



[Synthetix Network token](#)

Day to day change		
Listing	D-day	D+1
Price	-40.3%	26.5%
Tx Volume	-27.3%	71.9%



New listing result by Exchanges

* Charts are provided only when there are 1) price and transaction volume data on the Coinmarketcap; 2) disclosure published on Xangle.

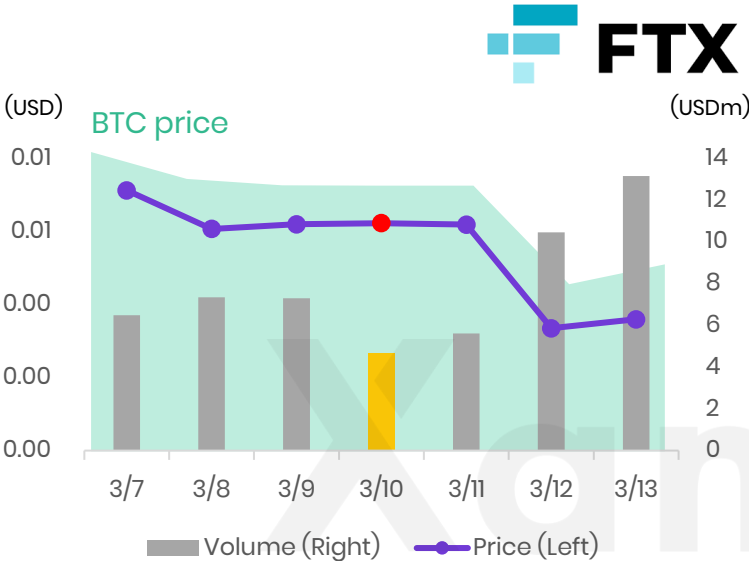
** New listing from March 1 to March 27.

[Click to follow a hyperlink for more information on xangle.io](#)



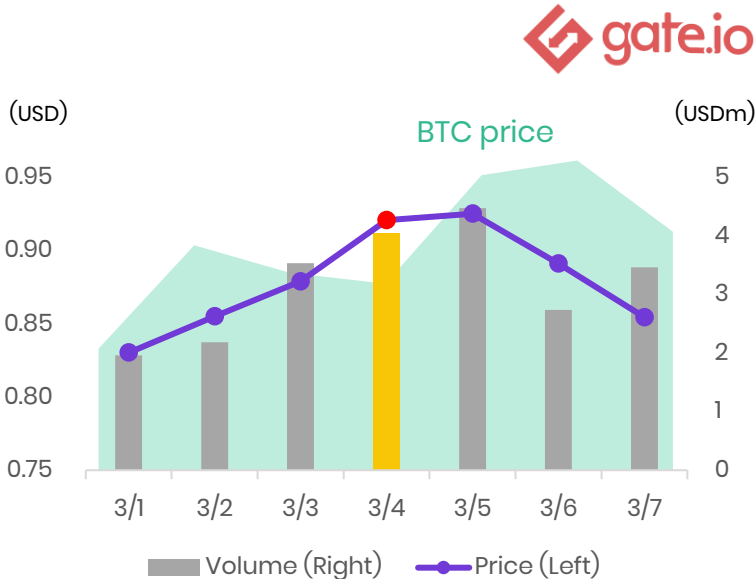
[Mithril](#)

Day to day change		
Listing	D-day	D+1
Price	0.5%	-0.7%
Tx Volume	-35.7%	19.7%



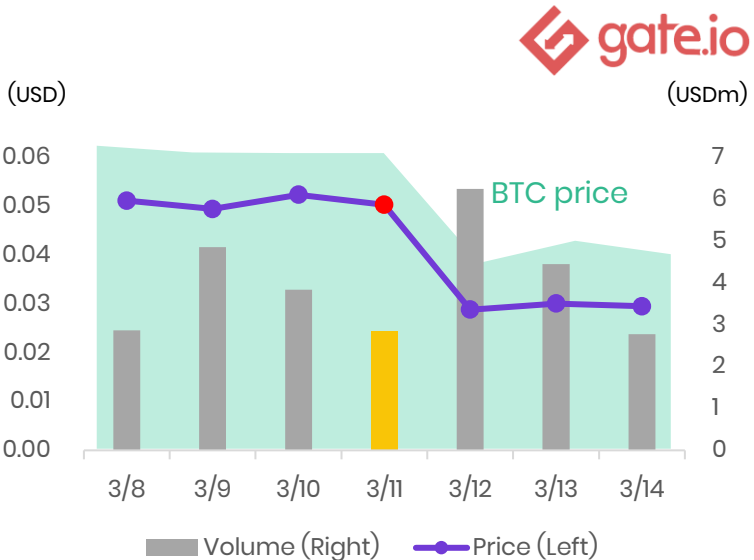
[Kava](#)

Day to day change		
Listing	D-day	D+1
Price	4.8%	0.5%
Tx Volume	14.4%	10.6%



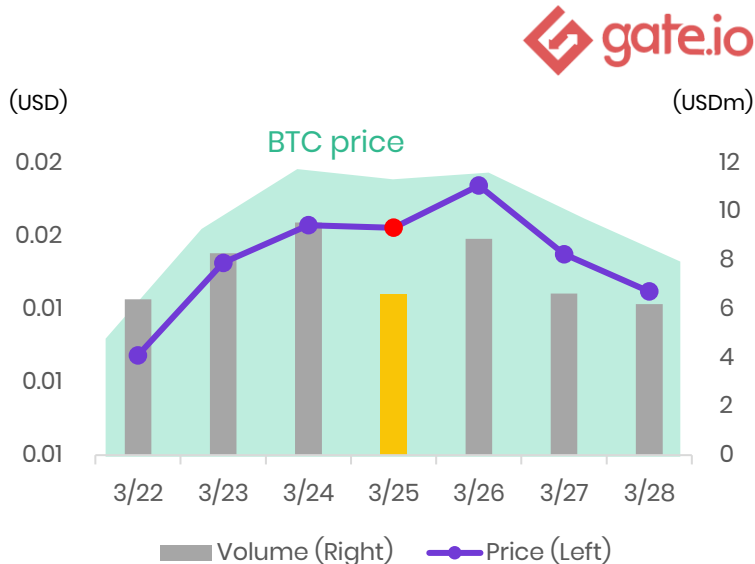
[Bitmax](#)

Day to day change		
Listing	D-day	D+1
Price	-3.9%	-42.7%
Tx Volume	-26.0%	119.8%



[Ravencoin](#)

Day to day change		
Listing	D-day	D+1
Price	-0.3%	3.8%
Tx Volume	-31.1%	35.1%



New listing result by Exchanges

[Click to follow a hyperlink for more information on xangle.io](#)

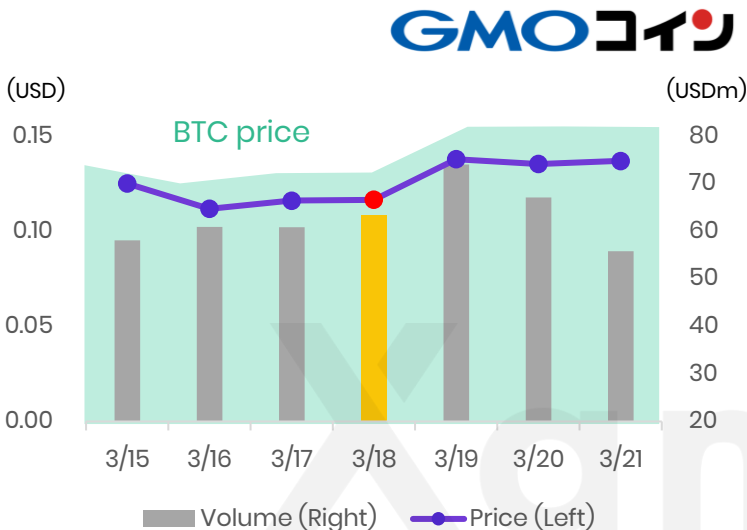
* Charts are provided only when there are 1) price and transaction volume data on the Coinmarketcap; 2) disclosure published on Xangle.

** New listing from March 1 to March 27.



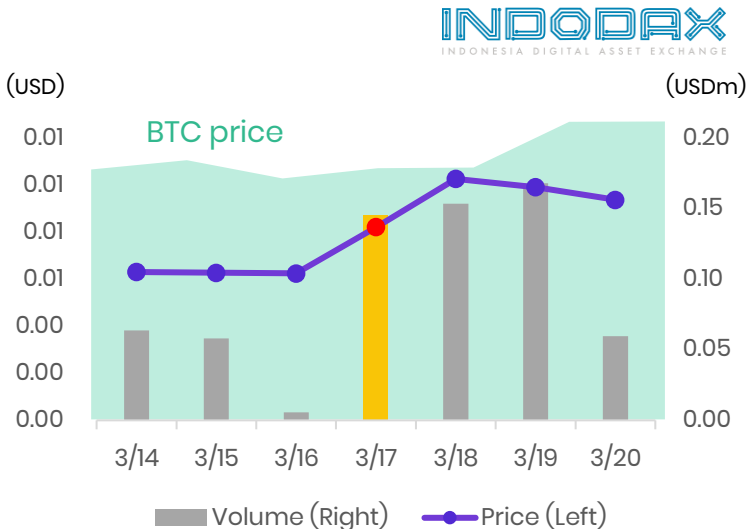
Basic Attention Token

Day to day change		
Listing	D-day	D+1
Price	0.3%	18.4%
Tx Volume	4.2%	16.8%



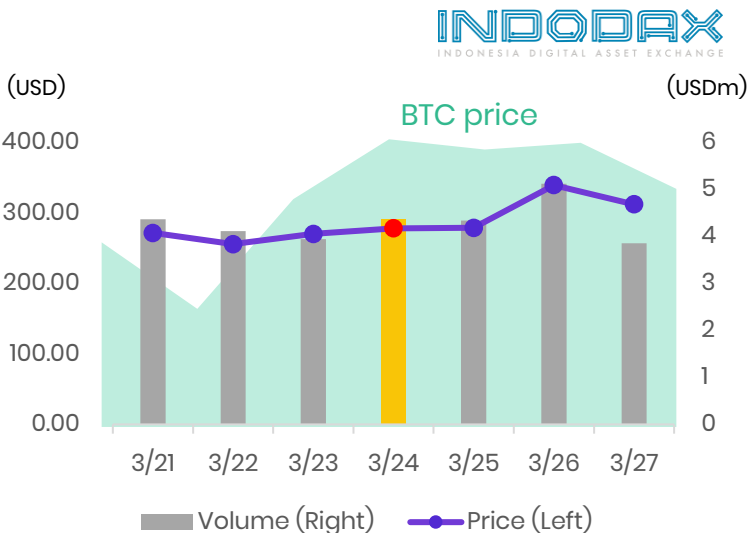
Honest

Day to day change		
Listing	D-day	D+1
Price	31.5%	25.0%
Tx Volume	2535.9%	5.6%



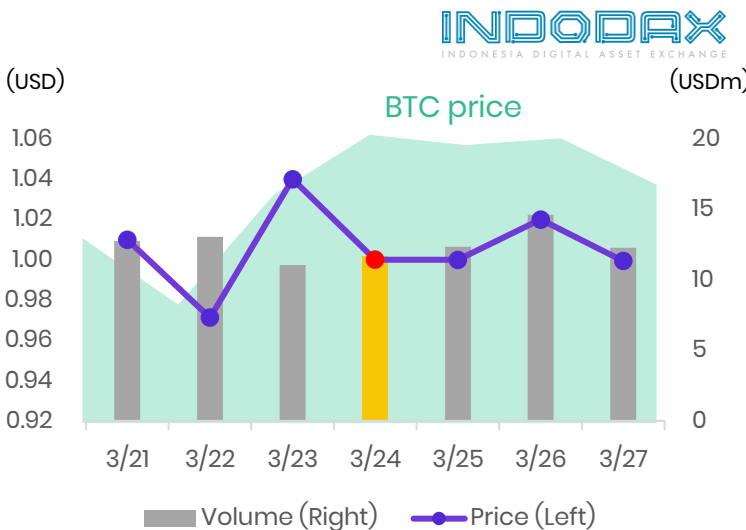
Maker

Day to day change		
Listing	D-day	D+1
Price	2.9%	0.3%
Tx Volume	11.1%	-1.0%



Dai

Day to day change		
Listing	D-day	D+1
Price	-3.8%	0.0%
Tx Volume	5.4%	6.0%

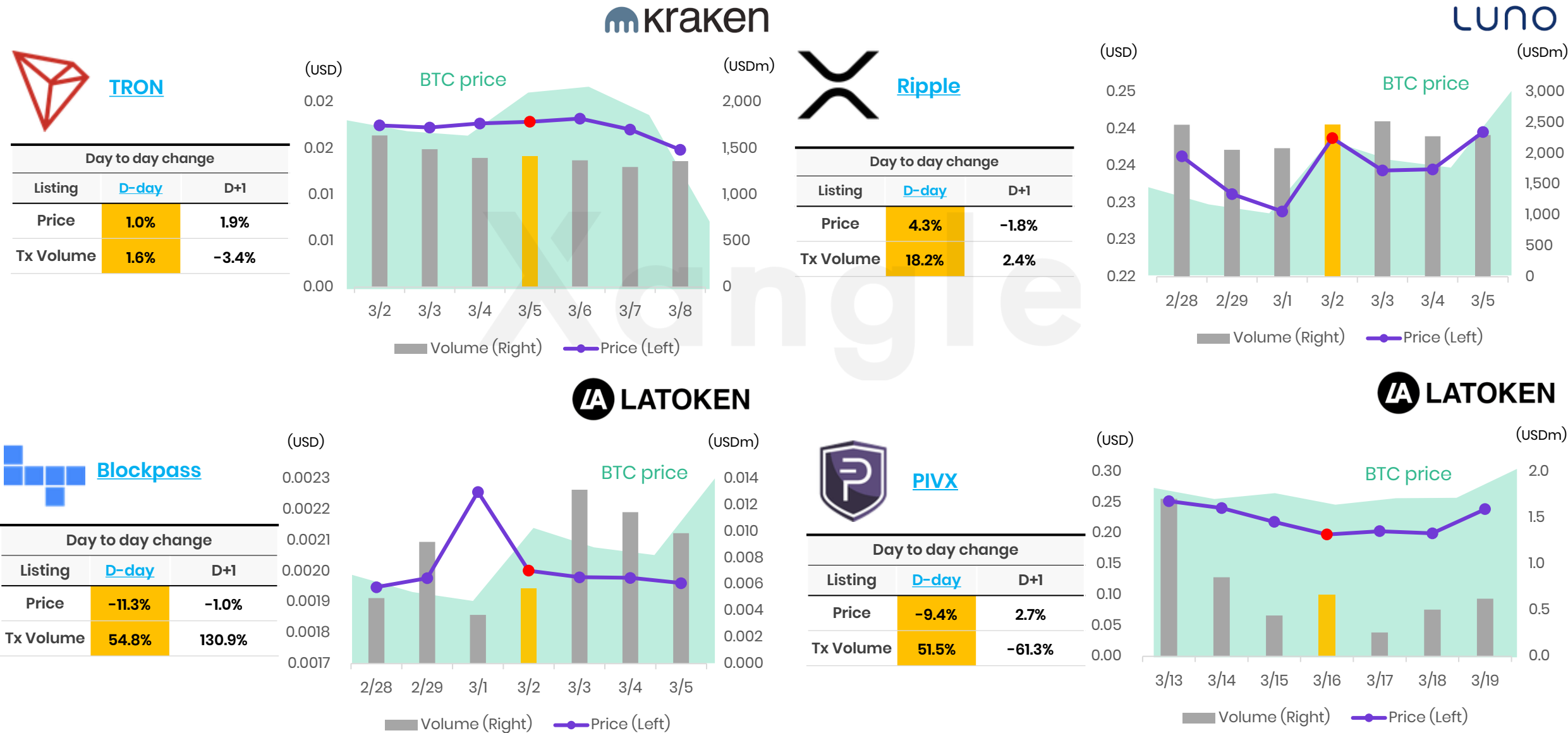


New listing result by Exchanges

* Charts are provided only when there are 1) price and transaction volume data on the Coinmarketcap; 2) disclosure published on Xangle.

** New listing from March 1 to March 27.

[Click to follow a hyperlink for more information on xangle.io](#)



New listing result by Exchanges

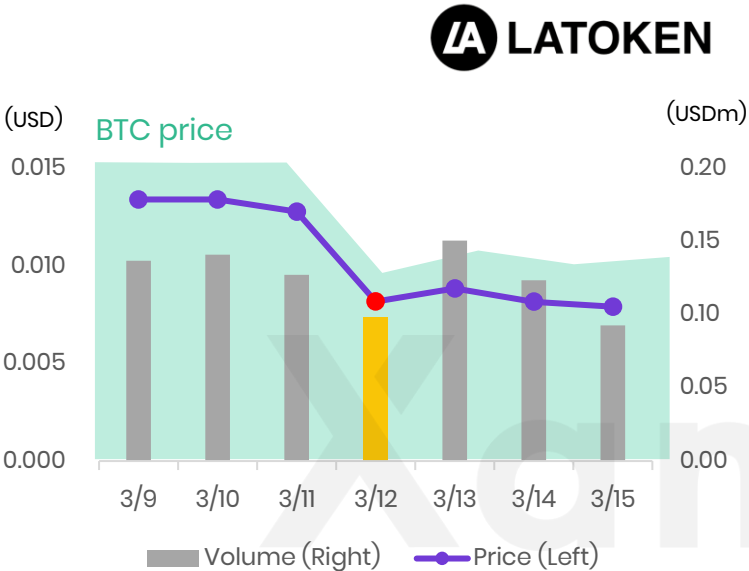
* Charts are provided only when there are 1) price and transaction volume data on the Coinmarketcap; 2) disclosure published on Xangle.

** New listing from March 1 to March 27.

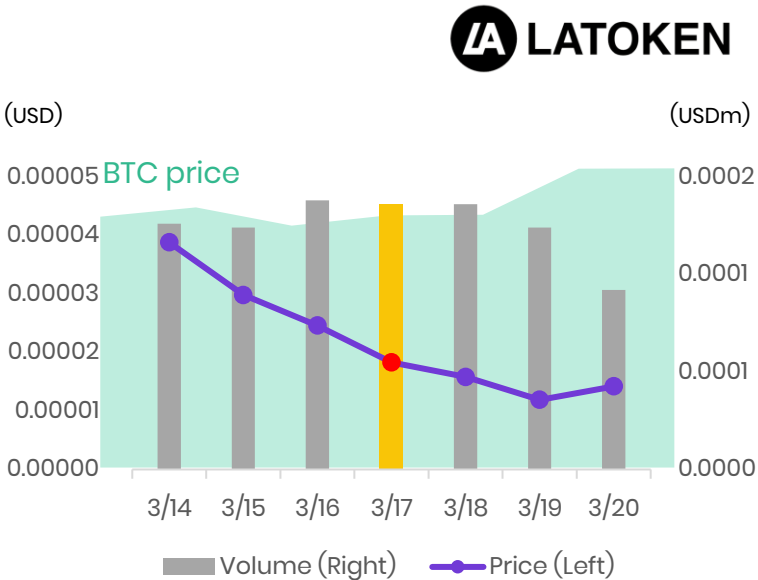
[Click to follow a hyperlink for more information on xangle.io](#)



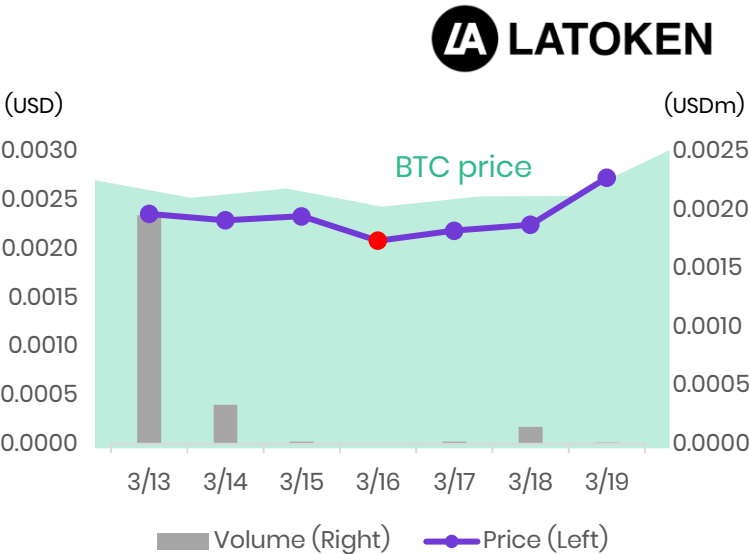
Day to day change		
Listing	D-day	D+1
Price	-36.1%	8.2%
Tx Volume	-22.7%	53.0%



Day to day change		
Listing	D-day	D+1
Price	-25.6%	-13.7%
Tx Volume	-1.4%	0.0%



Day to day change		
Listing	D-day	D+1
Price	-10.8%	5.0%
Tx Volume	N/A	N/A



New listing result by Exchanges

* Note: Charts are provided only when there are 1) price and transaction volume data on the Coinmarketcap; 2) disclosure published on Xangle.

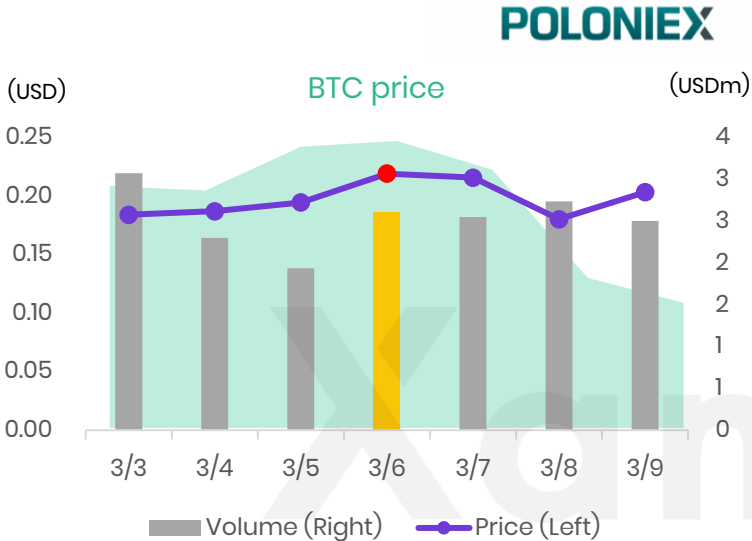
** New listing from March 1 to March 27.

[Click to follow a hyperlink for more information on xangle.io](#)



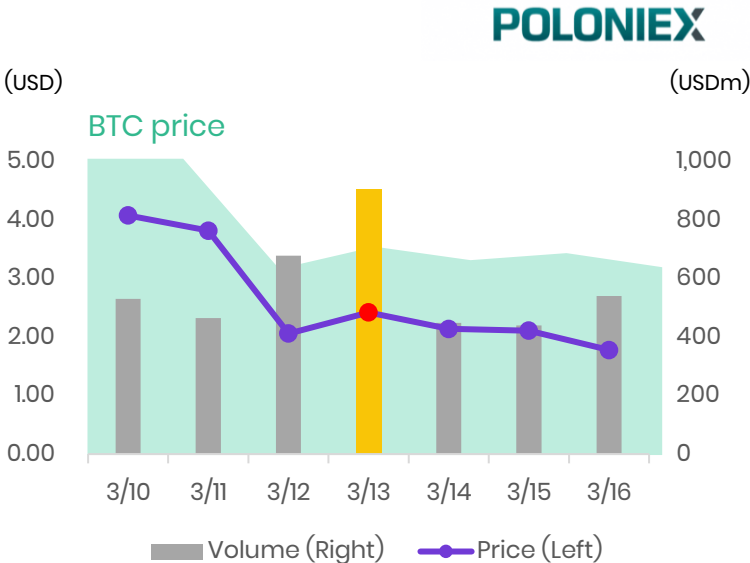
[Steem](#)

Day to day change		
Listing	D-day	D+1
Price	12.6%	-1.6%
Tx Volume	34.3%	-2.1%



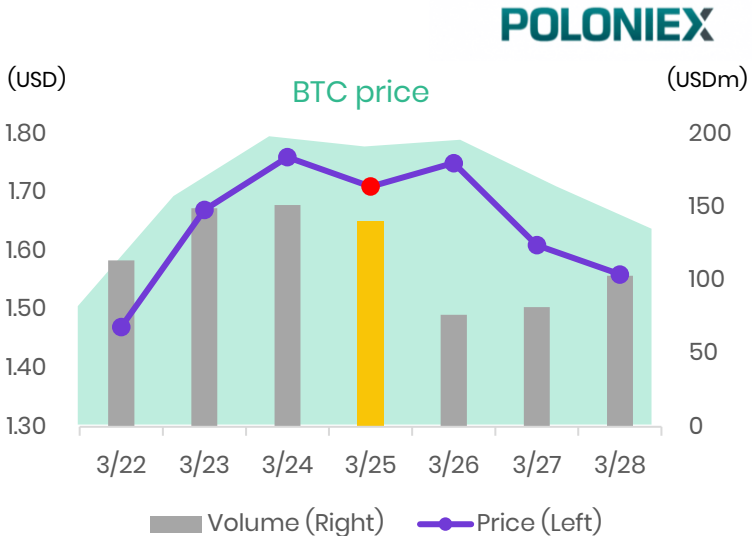
[Chainlink](#)

Day to day change		
Listing	D-day	D+1
Price	17.5%	-11.6%
Tx Volume	33.4%	-50.5%



[Tezos](#)

Day to day change		
Listing	D-day	D+1
Price	-2.8%	2.3%
Tx Volume	-7.5%	-45.4%



New listing result by Exchanges

[Click to follow a hyperlink for more information on xangle.io](#)

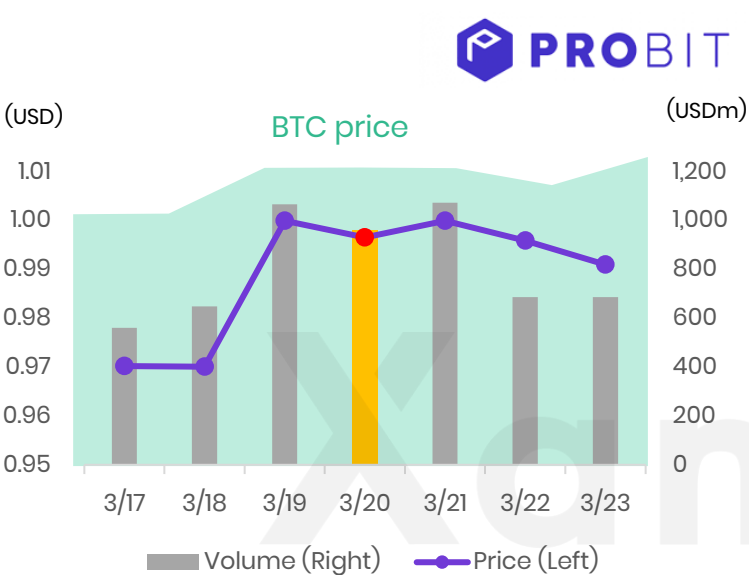
* Charts are provided only when there are 1) price and transaction volume data on the Coinmarketcap; 2) disclosure published on Xangle.

** New listing from March 1 to March 27.



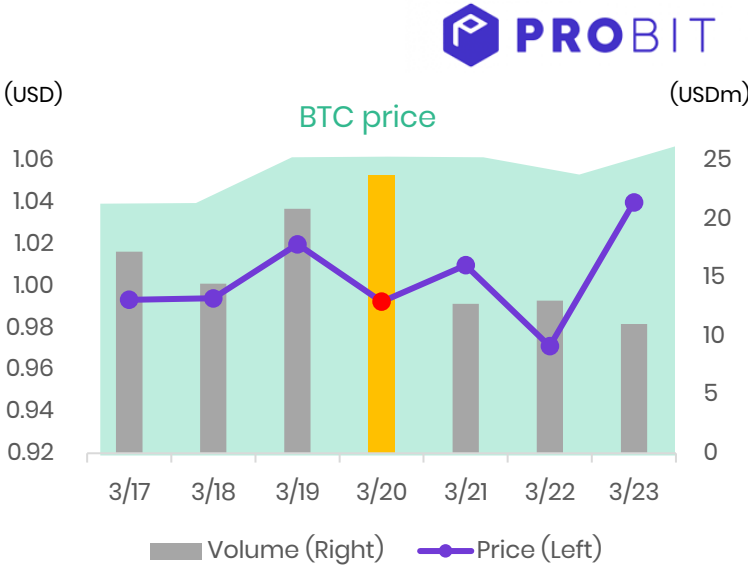
[USDCoin](#)

Day to day change		
Listing	D-day	D+1
Price	-0.3%	0.3%
Tx Volume	-9.9%	11.6%



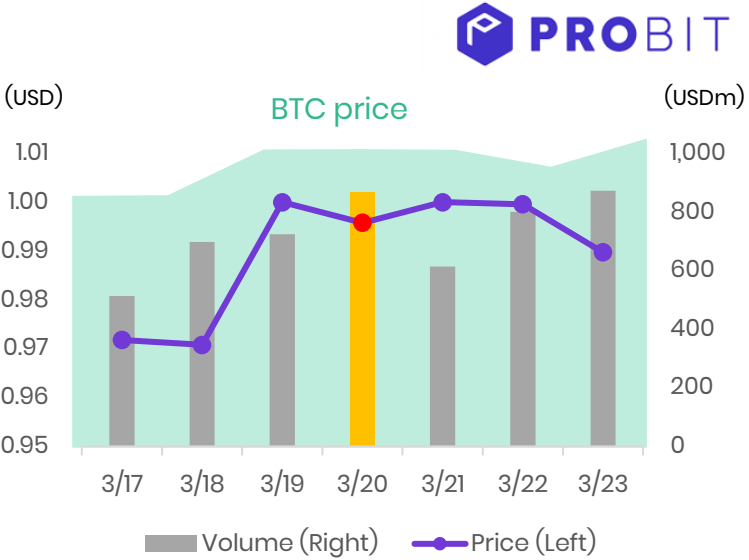
[Dai](#)

Day to day change		
Listing	D-day	D+1
Price	-2.7%	1.8%
Tx Volume	13.8%	-46.2%



[Paxos Standard](#)

Day to day change		
Listing	D-day	D+1
Price	-0.4%	0.4%
Tx Volume	20.1%	-29.4%

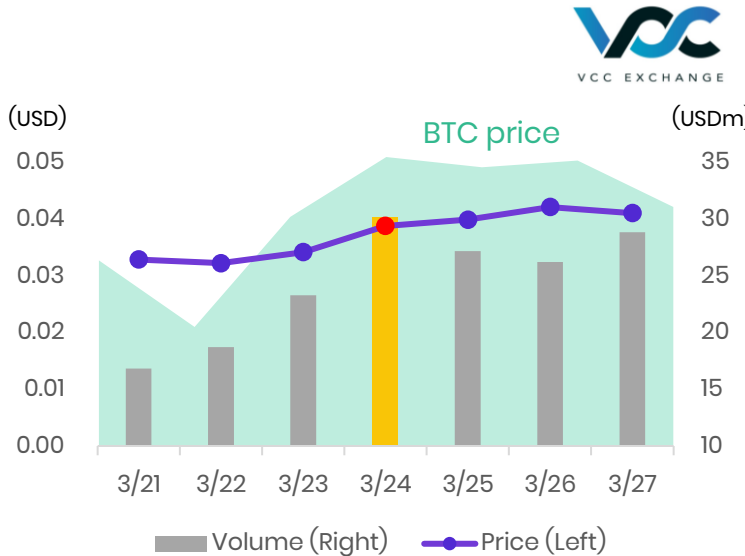
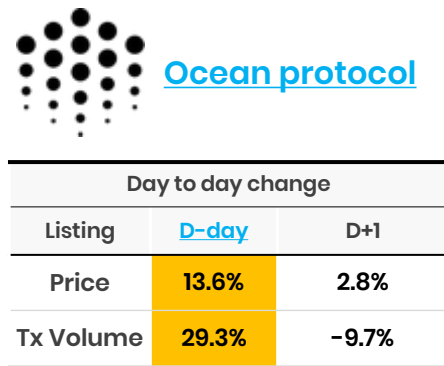
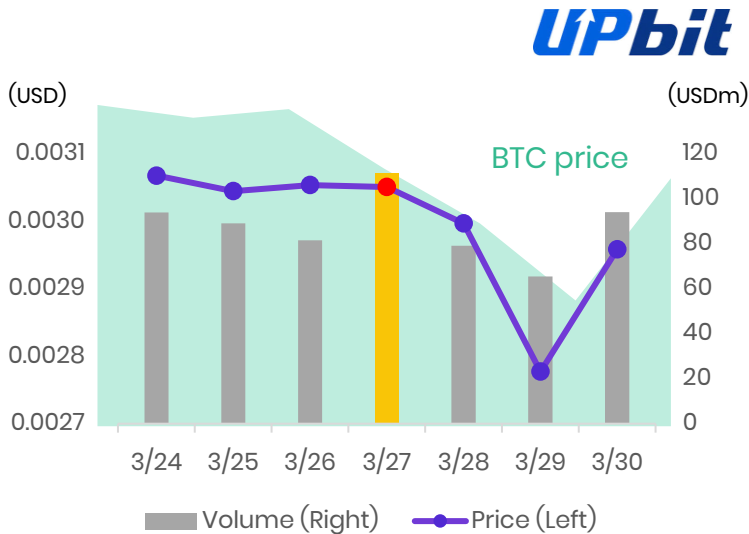
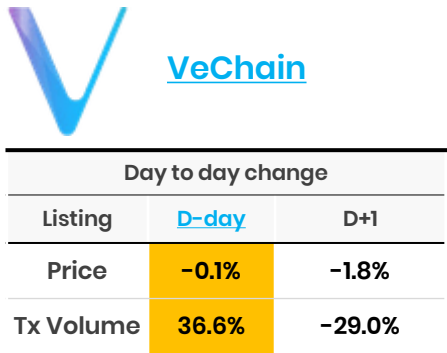
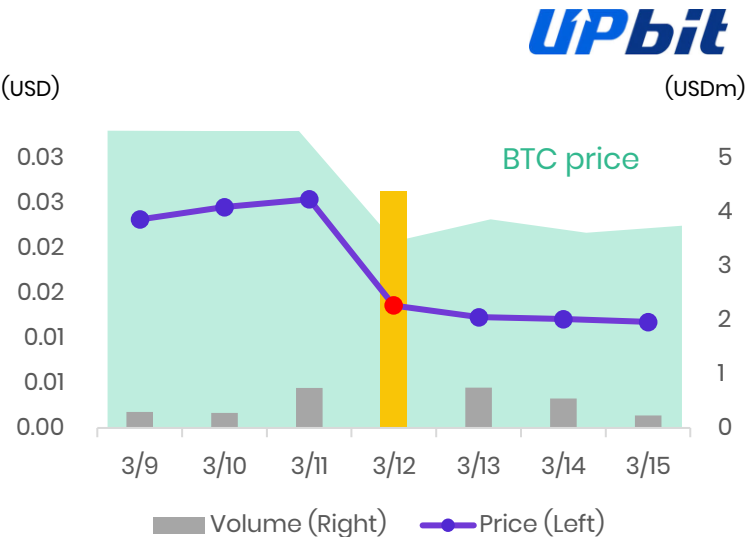
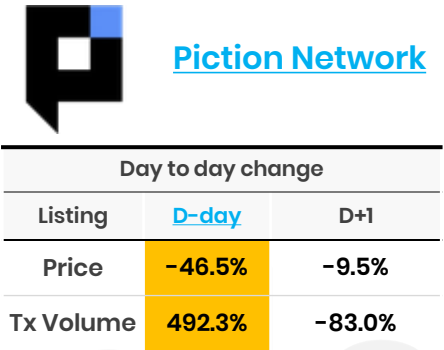
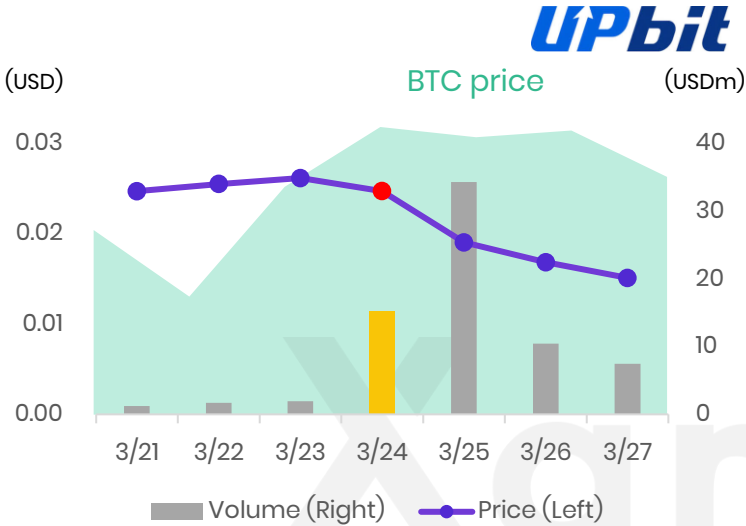
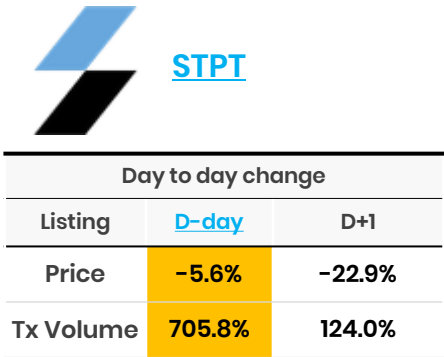


New listing result by Exchanges

* Charts are provided only when there are 1) price and transaction volume data on the Coinmarketcap; 2) disclosure published on Xangle.

** New listing from March 1 to March 27.

[Click to follow a hyperlink for more information on xangle.io](#)



Appendix. Exchange Warning Issued / Removed

Issued	Token Name	Symbol	Exchange	Disclosure Link
3/5	MixMarvel	MIX	Bithumb Korea	Click
3/12	Davinci coin	DAC	Bithumb Korea	Click
3/12	PIVX	PIVX	Bithumb Korea	Click
3/12	Cloudbric	CLB	Coinone	Click
3/12	Contentos	COS	Coinone	Click
3/12	Vanta Network	VNT	Coinone	Click
3/12	Dapp Token	DAPPT	Coinone	Click
3/12	Lambda	LAMB	Coinone	Click
3/16	Thunder Token	TT	Upbit	Click
3/18	adToken	ADT	Upbit	Click
3/18	BANKEX	BKX	Upbit	Click
3/19	Cred	LBA	Bithumb Korea	Click
3/26	Insolar	INS	Bithumb Korea	Click
Removed	Token Name	Symbol	Exchange	Disclosure Link
3/5	Ankr Network	ANKR	Bithumb Korea	Click
3/5	Stratis	STRAT	Bithumb Korea	Click

Appendix. Delisting

Date	Token Name	Symbol	Exchange	Disclosure Link
3/5	Japan Brand Coin	JBC	Tokenize	Click
3/12	StarChain	STC	OKEX	Click
3/12	Revain	R	OKEX	Click
3/12	High Performance Blockchain	HPB	OKEX	Click
3/12	VNT Chian	VNT	OKEX	Click
3/17	Civic	CVC	Hanbitco	Click
3/17	Gifto	GTO	Hanbitco	Click
3/17	Golem	GNT	Hanbitco	Click
3/25	BANKEX	BKX	Upbit	Click
3/25	adToken	ADT	Upbit	Click
3/26	HyperCash	HC	Bithumb Korea	Click
3/26	DigixDAO	DGD	Binance	Click